

## **Before Starting the Project Listings for the CoC Priority Listing**

**The CoC Consolidated Application requires TWO submissions. Both this Project Priority Listing AND the CoC Application MUST be completed and submitted prior to the CoC Program Competition submission deadline stated in the NOFO.**

The CoC Priority Listing includes:

- Reallocation forms – must be completed if the CoC is reallocating eligible renewal projects to create new projects or if a project applicant will transition from an existing component to an eligible new component.
- Project Listings:

- New;
- Renewal;
- UFA Costs;
- CoC Planning;
- YHPD Renewal; and
- YHDP Replacement.
- Attachment Requirement

- HUD-2991, Certification of Consistency with the Consolidated Plan – Collaborative Applicants must attach an accurately completed, signed, and dated HUD-2991.

Things to Remember:

- New and Renewal Project Listings – all project applications must be reviewed, approved and ranked, or rejected based on the local CoC competition process.
- Project applications on the following Project Listings must be approved, they are not ranked per the FY 2022 CoC Program Competition NOFO:

- UFA Costs Project Listing;
- CoC planning Project Listing;
- YHPD Renewal Project Listing; and
- YHDP Replacement Project Listing.
- Collaborative Applicants are responsible for ensuring all project applications accurately appear on the Project Listings and there are no project applications missing from one or more Project Listings.
- For each project application rejected by the CoC the Collaborative Applicant must select the reason for the rejection from the dropdown provided.
- If the Collaborative Applicant needs to amend a project application for any reason, the Collaborative Applicant MUST ensure the amended project is returned to the applicable Project Listing AND ranked BEFORE submitting the CoC Priority Listing to HUD in e-snaps.

Additional training resources are available online on HUD’s website.  
[https://www.hud.gov/program\\_offices/comm\\_planning/coc/competition](https://www.hud.gov/program_offices/comm_planning/coc/competition)

## 1A. Continuum of Care (CoC) Identification

**Instructions:**

For guidance on completing this form, please reference the FY 2022 CoC Priority Listing Detailed Instructions and FY 2022 CoC Priority Listing Navigational Guide on HUD's website. [https://www.hud.gov/program\\_offices/comm\\_planning/coc/competition](https://www.hud.gov/program_offices/comm_planning/coc/competition).

**Collaborative Applicant Name:** Wisconsin Balance of State Continuum of Care, Inc.

## 2. Reallocation

**Instructions:**

For guidance on completing this form, please reference the FY 2022 CoC Priority Listing Detailed Instructions and FY 2022 CoC Priority Listing Navigational Guide on HUD's website. [https://www.hud.gov/program\\_offices/comm\\_planning/coc/competition](https://www.hud.gov/program_offices/comm_planning/coc/competition).

**2-1 Is the CoC reallocating funds from one or more eligible renewal grant(s) that will expire in Calendar Year 2023 into one or more new projects?** Yes

### 3. Reallocation - Grant(s) Eliminated

CoCs reallocating eligible renewal project funds to create a new project application – as detailed in the FY 2022 CoC Program Competition NOFO – may do so by eliminating one or more expiring eligible renewal projects. CoCs that are eliminating eligible renewal projects must identify those projects on this form.

Amount Available for New Project: (Sum of All Eliminated Projects)				
\$259,014				
Eliminated Project Name	Grant Number Eliminated	Component Type	Annual Renewal Amount	Type of Reallocation
RRH	WI0150L5I002107	PH-RRH	\$140,259	Regular
Jeremy House Safe...	WI0014L5I002114	SH	\$118,755	Regular

### 3. Reallocation - Grant(s) Eliminated Details

**Instructions:**

For guidance on completing this form, please reference the FY 2022 CoC Priority Listing Detailed Instructions and FY 2022 CoC Priority Listing Navigational Guide on HUD's website. [https://www.hud.gov/program\\_offices/comm\\_planning/coc/competition](https://www.hud.gov/program_offices/comm_planning/coc/competition).

**3-1 Complete each of the fields below for each eligible renewal grant that is being eliminated during the reallocation process. Refer to the FY 2022 Grant Inventory Worksheet to ensure all information entered is accurate.**

**Eliminated Project Name:** RRH

**Grant Number of Eliminated Project:** WI0150L5I002107

**Eliminated Project Component Type:** PH-RRH

**Eliminated Project Annual Renewal Amount:** \$140,259

**3-2. Describe how the CoC determined that this project should be eliminated and include the date the project applicant was notified. (limit 2500 characters)**

All projects are provided an opportunity to renew their projects if they meet threshold (70% of the CoC Project Scoring Tool). Lakeshore CAP voluntarily chose to reallocate their funds from a RRH project to a PSH project. The RRH project ranked low on the scoring tool and below threshold. Based on the growing need for more intensive services, the agency decided to transition their RRH into PSH.

### 3. Reallocation - Grant(s) Eliminated Details

**Instructions:**

For guidance on completing this form, please reference the FY 2022 CoC Priority Listing Detailed Instructions and FY 2022 CoC Priority Listing Navigational Guide on HUD's website. [https://www.hud.gov/program\\_offices/comm\\_planning/coc/competition](https://www.hud.gov/program_offices/comm_planning/coc/competition).

**3-1 Complete each of the fields below for each eligible renewal grant that is being eliminated during the reallocation process. Refer to the FY 2022 Grant Inventory Worksheet to ensure all information entered is accurate.**

**Eliminated Project Name:** Jeremy House Safe Haven

**Grant Number of Eliminated Project:** WI0014L5I002114

**Eliminated Project Component Type:** SH

**Eliminated Project Annual Renewal Amount:** \$118,755

**3-2. Describe how the CoC determined that this project should be eliminated and include the date the project applicant was notified. (limit 2500 characters)**

All projects are provided an opportunity to renew their projects if they meet threshold (70% of the CoC Project Scoring Tool). Hebron House voluntarily chose to reallocate their funds from a Safe Haven project to a PSH project. The safe haven project ranked low on the scoring tool and below threshold. Based on the growing need for more intensive services and permanent housing in the community, the agency decided to transition their Safe Haven into PSH.

## 4. Reallocation - Grant(s) Reduced

CoCs that are reallocating eligible renewal project funds to create a new project application – as detailed in the FY 2022 CoC Program Competition NOFA – may do so by reducing one or more expiring eligible renewal projects. CoCs reducing eligible renewal projects must identify those projects on this form.

Amount Available for New Project (Sum of All Reduced Projects)					
Reduced Project Name	Reduced Grant Number	Annual Renewal Amount	Amount Retained	Amount available for new project	Reallocation Type
This list contains no items					

## Continuum of Care (CoC) New Project Listing

**Instructions:**

Prior to starting the New Project Listing, review the CoC Priority Listing Detailed Instructions and CoC Priority Listing Navigational Guide available on HUD's website.

To upload all new project applications submitted to this Project Listing, click the "Update List" button. This process may take a few minutes based upon the number of new projects submitted by project applicant(s) to your CoC in the e-snaps system. You may update each of the Project Listings simultaneously. To review a project on the New Project Listing, click on the magnifying glass next to each project to view project details. To view the actual project application, click on the orange folder. If you identify errors in the project application(s), you can send the application back to the project applicant to make the necessary changes by clicking the amend icon. It is your sole responsibility for ensuring all amended projects are resubmitted, approved and ranked or rejected on this project listing BEFORE submitting the CoC Priority Listing in e-snaps. [https://www.hud.gov/program\\_offices/comm\\_planning/coc/competition](https://www.hud.gov/program_offices/comm_planning/coc/competition).

Project Name	Date Submitted	Comp Type	Applicant Name	Budget Amount	Grant Term	Rank	PH/Reallocation	PSH/RRH	Expansion
Lakeshore PSH	2022-09-13 16:04:...	PH	Lakeshore CAP, Inc.	\$140,259	1 Year	32	Reallocation	PSH	
PHASE 1 (Permanen...	2022-09-15 16:50:...	PH	Western Dairyland ...	\$234,622	1 Year	E36	PH Bonus	PSH	Yes
House of Hope You...	2022-09-16 12:19:...	PH	House of Hope Gre...	\$347,252	1 Year	E37	PH Bonus	RRH	Yes
WIBOSCO RRH Proj...	2022-09-17 13:45:...	PH	WI Balance of Sta...	\$1,243,572	1 Year	DE42	DV Bonus	RRH	Yes
Jeremy PSH Project	2022-09-19 18:17:...	PH	Hebron House of H...	\$118,755	1 Year	31	Reallocation	PSH	



## Continuum of Care (CoC) Renewal Project Listing

**Instructions:**

Prior to starting the Renewal Project Listing, review the CoC Priority Listing Detailed Instructions and CoC Priority Listing Navigational Guide available on HUD's website.

To upload all renewal project applications submitted to this Project Listing, click the "Update List" button. This process may take a few minutes based upon the number of renewal projects submitted by project applicant(s) to your CoC in the e-snaps system. You may update each of the Project Listings simultaneously. To review a project on the Renewal Project Listing, click on the magnifying glass next to each project to view project details. To view the actual project application, click on the orange folder. If you identify errors in the project application(s), you can send the application back to the project applicant to make necessary changes by clicking the amend icon. It is your sole responsibility for ensuring all amended projects are resubmitted, approved and ranked or rejected on this project listing BEFORE submitting the CoC Priority Listing in e-snaps.

[https://www.hud.gov/program\\_offices/comm\\_planning/coc/competition](https://www.hud.gov/program_offices/comm_planning/coc/competition).

The Collaborative Applicant certifies that there is a demonstrated need for all renewal permanent supportive housing and rapid re-housing projects listed on the Renewal Project Listing.

The Collaborative Applicant certifies all renewal permanent supportive housing and rapid rehousing projects listed on the Renewal Project Listing comply with program requirements and appropriate standards of quality and habitability.

The Collaborative Applicant does not have any renewal permanent supportive housing or rapid re-housing renewal projects.

Project Name	Date Submitted	Grant Term	Applicant Name	Budget Amount	Rank	PSH/RRH	Comp Type	Consolidation Type	Expansion Type
Wisconsin HMIS Pr...	2022-08-26 09:46:...	1 Year	Institute for Com...	\$371,429	33		HMIS		
Hartwell Street A...	2022-08-26 16:56:...	1 Year	Walworth County H...	\$70,810	2	PSH	PH		
Fox Cities Housin...	2022-08-29 10:06:...	1 Year	City of Appleton	\$191,952	14	RRH	PH		

CAI_PSH	2022-08-29 14:42:...	1 Year	Community Action,...	\$234,206	26	PSH	PH		
West CAP Rapid Re...	2022-08-30 14:09:...	1 Year	West Central Wisc...	\$363,988	11	RRH	PH		
West CAP Permanent...	2022-08-30 14:16:...	1 Year	West Central Wisc...	\$169,467	13	PSH	PH		
NWCSA PSH	2022-08-30 16:21:...	1 Year	Northwest Wisconsin...	\$125,004	40	PSH	PH		
Couleecap Housing...	2022-08-31 12:18:...	1 Year	Couleecap, Inc.	\$402,141	6	PSH	PH		
Couleecap Housing...	2022-08-31 12:43:...	1 Year	Couleecap, Inc.	\$243,535	1	PSH	PH		
It Takes a Village...	2022-08-31 15:22:...	1 Year	Pillars, Inc	\$190,890	12	PSH	PH		
SHP Housing First	2022-08-31 16:53:...	1 Year	NEWCAP, Inc.	\$214,395	19	PSH	PH		
CAI_RRH	2022-08-31 18:04:...	1 Year	Community Action,...	\$503,493	27	RRH	PH		
MyHOME Rapid Reho...	2022-09-01 18:07:...	1 Year	Kenosha Human Dev...	\$160,043	3	RRH	PH		
KYF Rapid Rehousing...	2022-09-01 18:09:...	1 Year	Kenosha Human Dev...	\$145,983	15	RRH	PH		
Project WISH	2022-09-07 14:02:...	1 Year	Community Action ...	\$203,312	4	PSH	PH		
Jefferson County ...	2022-09-07 14:06:...	1 Year	Community Action ...	\$168,164	39		TH		
NCCAP Permanent S...	2022-09-07 14:18:...	1 Year	North Central Com...	\$191,217	8	PSH	PH		
Fox Cities Housing...	2022-09-07 15:20:...	1 Year	City of Appleton	\$85,187	16	RRH	PH		
Fox Cities HP Rap...	2022-09-07 15:24:...	1 Year	City of Appleton	\$62,780	10	RRH	PH		

Western Dairyland...	2022-09-07 17:40:...	1 Year	Western Dairyland...	\$278,798	E9	PSH	PH		Expansion
Western Dairyland...	2022-09-07 20:06:...	1 Year	Western Dairyland...	\$200,233	17	PSH	PH		
Import Data From:...	2022-09-08 11:07:...	1 Year	ADVOC AP, Inc.	\$137,025	38	PSH	PH		
ADVOC AP Fond du L...	2022-09-08 11:14:...	1 Year	ADVOC AP, Inc.	\$100,608	24	RRH	PH		
Winnebago Rap...	2022-09-08 16:41:...	1 Year	ADVOC AP, Inc.	\$278,224	28	RRH	PH		
COC Winnebago...	2022-09-08 16:53:...	1 Year	ADVOC AP, Inc.	\$125,684	23	RRH	PH		
Kenosha Permanent...	2022-09-08 18:03:...	1 Year	Kenosha Human Dev...	\$419,846	5	PSH	PH		
WIBOSCO Supporti...	2022-09-08 20:59:...	1 Year	WI Balance of Sta...	\$176,000	35		SSO		
West CAP Permanent...	2022-09-09 10:04:...	1 Year	West Central Wisc...	\$663,286	21	PSH	PH		
WIBOSCO Supporti...	2022-09-09 10:46:...	1 Year	WI Balance of Sta...	\$717,935	34		SSO		
Project Chance Ra...	2022-09-09 13:08:...	1 Year	Central Wisconsin...	\$292,804	29	RRH	PH		
Permanent Support...	2022-09-10 10:58:...	1 Year	The Salvation Army	\$288,314	41	PSH	PH		
WIBOSCO RRH Project	2022-09-12 00:52:...	1 Year	WI Balance of Sta...	\$2,874,122	E30	RRH	PH		Expansion
Brown County Yout...	2022-09-12 11:39:...	1 Year	NEWCAP, Inc.	\$372,370	22	RRH	PH		
Brown County PSH ...	2022-09-12 11:46:...	1 Year	NEWCAP, Inc.	\$952,079	7	PSH	PH		
Welcome Home Eau ...	2022-09-12 13:32:...	1 Year	Lutheran Social S...	\$92,740	20	RRH	PH		

Brown County PSH ...	2022-09-12 14:34:...	1 Year	NEWCA P, Inc.	\$68,077	25	PSH	PH		
House of Hope You...	2022-09-17 18:27:...	1 Year	House of Hope Gre...	\$179,114	E18	RRH	PH		Expansion

## Continuum of Care (CoC) Planning Project Listing

### Instructions:

Prior to starting the CoC Planning Project Listing, review the CoC Priority Listing Detailed Instructions and CoC Priority Listing Navigational Guide available on HUD's website.

To upload the CoC planning project application submitted to this Project Listing, click the "Update List" button. This process may take a few minutes while the project is located in the e-snaps system. You may update each of the Project Listings simultaneously. To review the CoC Planning Project Listing, click on the magnifying glass next to view the project details. To view the actual project application, click on the orange folder. If you identify errors in the project application, you can send the application back to the project applicant to make necessary changes by clicking the amend icon. It is your sole responsibility for ensuring all amended projects are resubmitted, approved and ranked or rejected on this project listing BEFORE submitting the CoC Priority Listing in e-snaps.

Only one CoC planning project application can be submitted and only by the Collaborative Applicant designated by the CoC which must match the Collaborative Applicant information on the CoC Applicant Profile.

[https://www.hud.gov/program\\_offices/comm\\_planning/coc/competition](https://www.hud.gov/program_offices/comm_planning/coc/competition).

Project Name	Date Submitted	Grant Term	Applicant Name	Budget Amount	Accepted?
WIBOSCOC Planning...	2022-09-06 17:36:...	1 Year	WI Balance of Sta...	\$377,228	Yes

## Continuum of Care (CoC) YHDP Renewal Project Listing

**Instructions:**

Prior to starting the YHDP Renewal Project Listing, review the CoC Priority Listing Detailed Instructions and CoC Priority Listing Navigational Guide available on HUD's website.

To upload all YHDP renewal project applications submitted to this Project Listing, click the "Update List" button. This process may take a few minutes based upon the number of YHDP renewal and replacement projects submitted by project applicant(s) to your CoC in the e-snaps system. You may update each of the Project Listings simultaneously. To review a project on the YHDP Renewal Project Listing, click on the magnifying glass next to each project to view project details. To view the actual project application, click on the orange folder. If you identify errors in the project application(s), you can send the application back to the project applicant to make necessary changes by clicking the amend icon. It is your sole responsibility for ensuring all amended projects are resubmitted, approved and ranked or rejected on this project listing BEFORE submitting the CoC Priority Listing in e-snaps.  
[https://www.hud.gov/program\\_offices/comm\\_planning/coc/competition](https://www.hud.gov/program_offices/comm_planning/coc/competition).

The Collaborative Applicant certifies that there is a demonstrated need for all renewal permanent supportive housing and rapid rehousing projects listed on the Renewal Project Listing.

The Collaborative Applicant certifies all renewal permanent supportive housing and rapid rehousing projects listed on the Renewal Project Listing comply with program requirements and appropriate standards of quality and habitability.

The Collaborative Applicant does not have any renewal permanent supportive housing or rapid rehousing renewal projects.

Project Name	Date Submitted	Applicant Name	Budget Amount	Comp Type	Grant Term	Accepted?	PSH/RRH	Consolidation Type
This list contains no items								

## Continuum of Care (CoC) YHDP Replacement Project Listing

**Instructions:**

Prior to starting the YHDP Replacement Project Listing, review the CoC Priority Listing Detailed Instructions and CoC Priority Listing Navigational Guide available on HUD's website.

To upload all YHDP replacement project applications submitted to this Project Listing, click the "Update List" button. This process may take a few minutes based upon the number of YHDP replacement projects submitted by project applicant(s) to your CoC in the e-snaps system. You may update each of the Project Listings simultaneously. To review a project on the YHDP Replacement Project Listing, click on the magnifying glass next to each project to view project details. To view the actual project application, click on the orange folder. If you identify errors in the project application(s), you can send the application back to the project applicant to make necessary changes by clicking the amend icon. It is your sole responsibility for ensuring all amended projects are resubmitted, approved and ranked or rejected on this project listing BEFORE submitting the CoC Priority Listing in e-snaps.  
[https://www.hud.gov/program\\_offices/comm\\_planning/coc/competition](https://www.hud.gov/program_offices/comm_planning/coc/competition).

Project Name	Date Submitted	Applicant Name	Budget Amount	Comp Type	Grant Term	Accepted?
This list contains no items						

## Funding Summary

### Instructions

This page provides the total budget summaries for each of the project listings after the you approved, ranked (New and Renewal Project Listings only), or rejected project applications. You must review this page to ensure the totals for each of the categories is accurate. The "Total CoC Request" indicates the total funding request amount your CoC's Collaborative Applicant will submit to HUD for funding consideration. As stated previously, only 1 UFA Cost project application (for UFA designated Collaborative Applicants only) and only 1 CoC Planning project application can be submitted and only the Collaborative Applicant designated by the CoC is eligible to request these funds.

Title	Total Amount
Renewal Amount	\$12,315,255
New Amount	\$2,084,460
CoC Planning Amount	\$377,228
YHDP Amount	\$0
Rejected Amount	\$0
TOTAL CoC REQUEST	\$14,776,943



## Attachments

Document Type	Required?	Document Description	Date Attached
Certification of Consistency with the Consolidated Plan (HUD-2991)	Yes	WIBOSCOC Con Plan...	09/17/2022
FY 2021 Rank Tool (optional)	No	WIBOSCOC CoC Proj...	09/15/2022
Other	No		
Other	No		

## **Attachment Details**

**Document Description:** WIBOSCOC Con Plan & Project Listing FY22

## **Attachment Details**

**Document Description:** WIBOSCOC CoC Project Scoring Tool FY22

## **Attachment Details**

**Document Description:**

## **Attachment Details**

**Document Description:**

## Submission Summary

**WARNING: The FY2021 CoC Consolidated Application requires 2 submissions. Both this Project Priority Listing AND the CoC Consolidated Application MUST be submitted.**

**WARNING: The FY2021 CoC Consolidated Application requires 2 submissions. Both this Project Priority Listing AND the CoC Consolidated Application MUST be submitted.**

Page	Last Updated
<b>Before Starting</b>	No Input Required
<b>1A. Identification</b>	08/16/2022
<b>2. Reallocation</b>	09/01/2022
<b>3. Grant(s) Eliminated</b>	09/01/2022
<b>4. Grant(s) Reduced</b>	No Input Required
<b>5A. CoC New Project Listing</b>	09/19/2022
<b>5B. CoC Renewal Project Listing</b>	09/19/2022
<b>5D. CoC Planning Project Listing</b>	09/17/2022
<b>5E. YHDP Renewal</b>	No Input Required

<b>5F. YHDP Replace</b>	No Input Required
<b>Funding Summary</b>	No Input Required
<b>Attachments</b>	09/17/2022
<b>Submission Summary</b>	No Input Required

# Certification of Consistency with the Consolidated Plan

U.S. Department of Housing  
and Urban Development

I certify that the proposed activities/projects in the application are consistent with the jurisdiction's current, approved Consolidated Plan.  
(Type or clearly print the following information:)

Applicant Name: Wisconsin Balance of State Continuum of Care, Inc.

Project Name: WI-500 Application FY2022

Location of the Project: City of Appleton  
100 N Appleton Street  
Appleton, WI 54911

Name of the Federal  
Program to which the  
applicant is applying: FR-6600-N-25

Name of  
Certifying Jurisdiction: City of Appleton

Certifying Official  
of the Jurisdiction  
Name: Jacob A. Woodford

Title: Mayor

Signature: 

Date: 08/10/2022

# Certification of Consistency with the Consolidated Plan

U.S. Department of Housing  
and Urban Development

I certify that the proposed activities/projects in the application are consistent with the jurisdiction's current, approved Consolidated Plan.  
(Type or clearly print the following information:)

Applicant Name: Wisconsin Balance of State Continuum of Care, Inc.

Project Name: WI-500 Application FY2022


Location of the Project: City of Beloit

Name of the Federal  
Program to which the  
applicant is applying: FR-6600-N-25

Name of  
Certifying Jurisdiction: City of Beloit

Certifying Official  
of the Jurisdiction  
Name: Megan McBride

Title: Grants Administrator

Signature: 

Date: 8/23/2022

# Certification of Consistency with the Consolidated Plan

U.S. Department of Housing  
and Urban Development

I certify that the proposed activities/projects in the application are consistent with the jurisdiction's current, approved Consolidated Plan.  
(Type or clearly print the following information:)

Applicant Name: Wisconsin Balance of State Continuum of Care, Inc.

Project Name: WI-500 Application FY2022


Location of the Project: City of Green Bay  
\_\_\_\_\_  
\_\_\_\_\_

Name of the Federal Program to which the applicant is applying: FR-6600-N-25

Name of Certifying Jurisdiction: City of Green Bay

Certifying Official of the Jurisdiction Name: Eric Gerrich

Title: Mayor

Signature: 

Date: 9/1/2022

# Certification of Consistency with the Consolidated Plan

U.S. Department of Housing  
and Urban Development

CMB Approval No. 2008-0112 (Exp. 03/31/2017)

I certify that the proposed activities/projects in the application are consistent with the jurisdiction's current, approved Consolidated Plan.  
(Type or clearly print the following information:)

Applicant Name: Wisconsin Balance of State Continuum of Care, Inc.

Project Name: WI-500 Application FY2022


Location of the Project: City of Eau Claire

Name of the Federal Program to which the applicant is applying: FR-6600-N-25

Name of Certifying Jurisdiction: City of Eau Claire

Certifying Official of the Jurisdiction Name: Keith D. Johnathan

Title: Housing Manager

Signature:   
Digitally signed by Keith D Johnathan  
DN: cn=Keith D Johnathan, o=Housing  
Authority, ou=City of Eau Claire,  
email=keith.johnathan@eauclairewi.gov, c=US  
Date: 2022.09.12 17:49:24 -05'00'

Date: 9-12-2022



# Certification of Consistency with the Consolidated Plan

U.S. Department of Housing  
and Urban Development

I certify that the proposed activities/projects in the application are consistent with the jurisdiction's current, approved Consolidated Plan.  
(Type or clearly print the following information:)

Applicant Name: Wisconsin Balance of State Continuum of Care, Inc.

Project Name: WI-500 Application FY2022

Location of the Project: City of Fond Du Lac

\_\_\_\_\_  
\_\_\_\_\_

Name of the Federal  
Program to which the  
applicant is applying: FR-6600-N-25

Name of  
Certifying Jurisdiction: City of Fond du Lac

Certifying Official  
of the Jurisdiction  
Name: Dyann Benson

Title: Community Development Director

Signature: 

Date: 9/13/2022

# Certification of Consistency with the Consolidated Plan

U.S. Department of Housing  
and Urban Development

I certify that the proposed activities/projects in the application are consistent with the jurisdiction's current, approved Consolidated Plan.  
(Type or clearly print the following information:)

Applicant Name: Wisconsin Balance of State Continuum of Care, Inc.

Project Name: WI-500 Application FY2022

Location of the Project: City of Janesville

\_\_\_\_\_

Name of the Federal Program to which the applicant is applying: FR-6600-N-25

Name of Certifying Jurisdiction: City of Janesville

Certifying Official of the Jurisdiction Name: Jennifer Petruzzello

Title: Neighborhood & Community Services Director

Signature: Jennifer Petruzzello

Date: 8/31/22

# Certification of Consistency with the Consolidated Plan

U.S. Department of Housing  
and Urban Development

I certify that the proposed activities/projects in the application are consistent with the jurisdiction's current, approved Consolidated Plan.  
(Type or clearly print the following information:)

Applicant Name: Wisconsin Balance of State Continuum of Care, Inc.

Project Name: WI-500 Application FY2022

Location of the Project: City of Kenosha  
\_\_\_\_\_  
\_\_\_\_\_

Name of the Federal Program to which the applicant is applying: FR-6600-N-25

Name of Certifying Jurisdiction: City of Kenosha

Certifying Official of the Jurisdiction Name: Anthony Geliche

Title: Community Development Specialist

Signature: 

Date: August 23, 2022

# Certification of Consistency with the Consolidated Plan

U.S. Department of Housing  
and Urban Development

I certify that the proposed activities/projects in the application are consistent with the jurisdiction's current, approved Consolidated Plan.  
(Type or clearly print the following information:)

Applicant Name: Wisconsin Balance of State Continuum of Care, Inc.

Project Name: WI-500 Application FY2022

Location of the Project: City of LaCrosse


\_\_\_\_\_  
\_\_\_\_\_  
\_\_\_\_\_

Name of the Federal Program to which the applicant is applying: FR-6600-N-25

Name of Certifying Jurisdiction: City of La Crosse

Certifying Official of the Jurisdiction Name: Diane McGinnis Casey

Title: Community Development Administrator

Signature: 1A69266F0779494...

Date: 8/10/22

# Certification of Consistency with the Consolidated Plan

U.S. Department of Housing  
and Urban Development

I certify that the proposed activities/projects in the application are consistent with the jurisdiction's current, approved Consolidated Plan.  
(Type or clearly print the following information:)

Applicant Name: Wisconsin Balance of State Continuum of Care, Inc.

Project Name: WI-500 Application FY2022

Location of the Project: City of Neenah


\_\_\_\_\_  
\_\_\_\_\_

Name of the Federal Program to which the applicant is applying: FR-6600-N-25

Name of Certifying Jurisdiction: City of Neenah, Wisconsin

Certifying Official of the Jurisdiction Name: Chris A. Haese

Title: Community Development Director

Signature: 

Date: 9/13/2022

# Certification of Consistency with the Consolidated Plan

U.S. Department of Housing  
and Urban Development

I certify that the proposed activities/projects in the application are consistent with the jurisdiction's current, approved Consolidated Plan.  
(Type or clearly print the following information:)

Applicant Name: \_\_\_\_\_

Project Name: \_\_\_\_\_

Location of the Project: \_\_\_\_\_

\_\_\_\_\_

\_\_\_\_\_

Name of the Federal  
Program to which the  
applicant is applying: \_\_\_\_\_

Name of  
Certifying Jurisdiction: \_\_\_\_\_

Certifying Official  
of the Jurisdiction  
Name: \_\_\_\_\_

Title: \_\_\_\_\_

Signature:  \_\_\_\_\_

Date: \_\_\_\_\_

# Certification of Consistency with the Consolidated Plan

U.S. Department of Housing  
and Urban Development

I certify that the proposed activities/projects in the application are consistent with the jurisdiction's current, approved Consolidated Plan.  
(Type or clearly print the following information:)

Applicant Name: Wisconsin Balance of State Continuum of Care, Inc.

Project Name: WI-500 Application FY2022

Location of the Project: City of Sheboygan

Name of the Federal Program to which the applicant is applying: FR-6600-N-25

Name of Certifying Jurisdiction: City of Sheboygan

Certifying Official of the Jurisdiction Name: Chad Pelishek

Title: Director of Planning & Dev

Signature: Chad Pelishek

Date: 8/11/22

# Certification of Consistency with the Consolidated Plan

U.S. Department of Housing  
and Urban Development

I certify that the proposed activities/projects in the application are consistent with the jurisdiction's current, approved Consolidated Plan.  
(Type or clearly print the following information:)

Applicant Name: Wisconsin Balance of State Continuum of Care, Inc.

Project Name: WI-500 Application FY2022


Location of the Project: State of Wisconsin, 69 of 72 counties  
not Dane, Milwaukee or Racine counties

Name of the Federal Program to which the applicant is applying: FR-6600-N-25

Name of Certifying Jurisdiction: State of Wisconsin

Certifying Official of the Jurisdiction Name: Susan Brown

Title: Administrator, DEHCR

Signature:  E23E3E38A24C4FE

Date: 8/11/2022 | 9:17 PM CDT



# Certification of Consistency with the Consolidated Plan

U.S. Department of Housing  
and Urban Development

I certify that the proposed activities/projects in the application are consistent with the jurisdiction's current, approved Consolidated Plan.  
(Type or clearly print the following information:)

Applicant Name: Wisconsin Balance of State Continuum of Care, Inc.

Project Name: WI-500 Application FY2022

Location of the Project: City of Superior

Name of the Federal Program to which the applicant is applying: FR-6600-N-25

Name of Certifying Jurisdiction: City of Superior

Certifying Official of the Jurisdiction Name: Jason Serck

Title: Planning, Economic & Port Director

Signature: 

Date: August 10, 2022

# Certification of Consistency with the Consolidated Plan

U.S. Department of Housing  
and Urban Development

I certify that the proposed activities/projects in the application are consistent with the jurisdiction's current, approved Consolidated Plan.  
(Type or clearly print the following information:)

Applicant Name: Wisconsin Balance of State Continuum of Care, Inc.

Project Name: WI-500 Application FY2022

Location of the Project: City of Waukesha

Name of the Federal Program to which the applicant is applying: FR-6600-N-25

Name of Certifying Jurisdiction: Waukesha County

Certifying Official of the Jurisdiction Name: Kristin Silva

Title: Community Development Manager

Signature: 

Date: 9/9/2022

# Certification of Consistency with the Consolidated Plan

U.S. Department of Housing  
and Urban Development

I certify that the proposed activities/projects in the application are consistent with the jurisdiction's current, approved Consolidated Plan.  
(Type or clearly print the following information:)

Applicant Name: Wisconsin Balance of State Continuum of Care, Inc.

Project Name: WI-500 Application FY2022


Location of the Project: City of Wausau

Name of the Federal Program to which the applicant is applying: FR-6600-N-25

Name of Certifying Jurisdiction: City of Wausau

Certifying Official of the Jurisdiction Name: Mayor Katie Rosenberg

Title: Mayor

Signature: 

Date: 12 August 2022

## **Listing of Certifications of Consistency with the Consolidated Plan (Appleton)**

### **City of Appleton**

Project Name: Fox Cities Housing Coalition Rapid Re-Housing Program

Location of the Project: Calumet, Outagamie, and Winnebago Counties and the Cities of Appleton and Neenah

### **City of Appleton**

Project Name: Fox Cities Housing Coalition Rapid Re-Housing Program Expansion

Location of the Project: Calumet, Outagamie, and Winnebago Counties and the Cities of Appleton and Neenah

### **City of Appleton**

Project Name: Fox Cities HP Rapid Re-Housing Program

Location of the Project: Calumet and Outagamie Counties and the City of Appleton

### **Institute for Community Alliances**

Project Name: Wisconsin HMIS Project Renewal

Location of the Project: Statewide Application includes all 72 Counties and 19 Entitlement Communities

### **Pillars, Inc.**

Project Name: It Takes A Village Permanent Supportive Housing Program

Location of the Project: Outagamie County and the Cities of Appleton and Neenah

### **Wisconsin Balance of State Continuum of Care**

Project Name: WIBOSCOG Planning Project Application FY2022

Location of the Project: 69 counties in Wisconsin – Adams, Ashland, Barron, Bayfield, Brown, Buffalo, Burnett, Calumet, Chippewa, Clark, Columbia, Crawford, Dodge, Douglas, Door, Dunn, Eau Claire, Jefferson, Fond du Lac, Florence, Forest, Grant, Green, Green Lake, Iowa, Iron, Jackson, Juneau, Kenosha, Kewaunee, La Crosse, Langlade, Lafayette, Lincoln, Manitowoc, Marathon, Marinette, Marquette, Menominee, Monroe, Oconto, Oneida, Outagamie, Ozaukee, Pepin, Pierce, Polk, Portage, Price, Richland, Rock, Rusk, Sauk, Sawyer, Shawano, Sheboygan, St. Croix, Taylor, Trempealeau, Vernon, Vilas, Walworth, Washburn, Washington, Waukesha, Waushara, Waupaca, Winnebago, Wood and the Cities of Appleton, Beloit, Eau Claire, Fond du Lac, Green Bay, Janesville, Kenosha, La Crosse, Neenah, Oshkosh, Sheboygan, Superior, Waukesha, and Wausau

### **Wisconsin Balance of State Continuum of Care**

Project Name: WIBOSCOG RRH Project Expansion

Location of the Project: 9 counties in Wisconsin – Barron, Brown, Chippewa, Outagamie, Pierce, Price, Rusk, St. Croix, Washburn and Cities of Appleton and Green Bay

### **Wisconsin Balance of State Continuum of Care**

Project Name: WIBOSCOG Supportive Services for Coordinated Entry

Location of the Project: 69 counties in Wisconsin – Adams, Ashland, Barron, Bayfield, Brown, Buffalo, Burnett, Calumet, Chippewa, Clark, Columbia, Crawford, Dodge, Douglas, Door, Dunn, Eau Claire, Jefferson, Fond du Lac, Florence, Forest, Grant, Green, Green Lake, Iowa, Iron, Jackson, Juneau, Kenosha, Kewaunee, La Crosse, Langlade, Lafayette, Lincoln, Manitowoc, Marathon, Marinette, Marquette, Menominee, Monroe, Oconto, Oneida, Outagamie, Ozaukee, Pepin, Pierce, Polk, Portage, Price, Richland, Rock, Rusk, Sauk, Sawyer, Shawano, Sheboygan,

Wisconsin Balance of State Continuum of Care  
COC Application FY2022

St. Croix, Taylor, Trempealeau, Vernon, Vilas, Walworth, Washburn, Washington, Waukesha, Waushara, Waupaca, Winnebago, Wood and the Cities of Appleton, Beloit, Eau Claire, Fond du Lac, Green Bay, Janesville, Kenosha, La Crosse, Neenah, Oshkosh, Sheboygan, Superior, Waukesha, and Wausau

## **Listing of Certifications of Consistency with the Consolidated Plan (Beloit)**

### **Community Action, Inc. of Rock & Walworth Counties**

Project Name: CAI\_RRH

Location of the Project: Rock and Walworth Counties and the Cities of Beloit and Janesville

### **Community Action, Inc. of Rock & Walworth Counties**

Project Name: CAI\_PSH

Location of the Project: Rock and Walworth Counties and the Cities of Beloit and Janesville

### **Institute for Community Alliances**

Project Name: Wisconsin HMIS Project Renewal

Location of the Project: Statewide Application includes all 72 Counties and 19 Entitlement Communities

### **Wisconsin Balance of State Continuum of Care**

Project Name: WIBOSCOG Planning Project Application FY2022

Location of the Project: 69 counties in Wisconsin – Adams, Ashland, Barron, Bayfield, Brown, Buffalo, Burnett, Calumet, Chippewa, Clark, Columbia, Crawford, Dodge, Douglas, Door, Dunn, Eau Claire, Jefferson, Fond du Lac, Florence, Forest, Grant, Green, Green Lake, Iowa, Iron, Jackson, Juneau, Kenosha, Kewaunee, La Crosse, Langlade, Lafayette, Lincoln, Manitowoc, Marathon, Marinette, Marquette, Menominee, Monroe, Oconto, Oneida, Outagamie, Ozaukee, Pepin, Pierce, Polk, Portage, Price, Richland, Rock, Rusk, Sauk, Sawyer, Shawano, Sheboygan, St. Croix, Taylor, Trempealeau, Vernon, Vilas, Walworth, Washburn, Washington, Waukesha, Waushara, Waupaca, Winnebago, Wood and the Cities of Appleton, Beloit, Eau Claire, Fond du Lac, Green Bay, Janesville, Kenosha, La Crosse, Neenah, Oshkosh, Sheboygan, Superior, Waukesha, and Wausau

### **Wisconsin Balance of State Continuum of Care**

Project Name: WIBOSCOG RRH Project

Location of the Project: 29 counties in Wisconsin – Ashland, Bayfield, Buffalo, Brown, Door, Douglas, Eau Claire, Florence, Fond du Lac, Forest, Green Lake, Iron, Jackson, Kenosha, Kewaunee, La Crosse, Langlade, Manitowoc, Marinette, Menomonie, Oconto, Oneida, Price, Rock, Shawano, Sheboygan, Vilas, Walworth, Winnebago and Cities of Beloit, Eau Claire, Fond du Lac, Green Bay, Janesville, Kenosha, La Crosse, Oshkosh, Sheboygan, and Superior.

### **Wisconsin Balance of State Continuum of Care**

Project Name: WIBOSCOG Supportive Services for Coordinated Entry

Location of the Project: 69 counties in Wisconsin – Adams, Ashland, Barron, Bayfield, Brown, Buffalo, Burnett, Calumet, Chippewa, Clark, Columbia, Crawford, Dodge, Douglas, Door, Dunn, Eau Claire, Jefferson, Fond du Lac, Florence, Forest, Grant, Green, Green Lake, Iowa, Iron, Jackson, Juneau, Kenosha, Kewaunee, La Crosse, Langlade, Lafayette, Lincoln, Manitowoc, Marathon, Marinette, Marquette, Menominee, Monroe, Oconto, Oneida, Outagamie, Ozaukee, Pepin, Pierce, Polk, Portage, Price, Richland, Rock, Rusk, Sauk, Sawyer, Shawano, Sheboygan, St. Croix, Taylor, Trempealeau, Vernon, Vilas, Walworth, Washburn, Washington, Waukesha, Waushara, Waupaca, Winnebago, Wood and the Cities of Appleton, Beloit, Eau Claire, Fond du Lac, Green Bay, Janesville, Kenosha, La Crosse, Neenah, Oshkosh, Sheboygan, Superior, Waukesha, and Wausau

**Wisconsin Balance of State Continuum of Care**

Project Name: WIBOSCOC Supportive Services for Coordinated Entry DV

Location of the Project: 67 counties in Wisconsin – Adams, Ashland, Barron, Bayfield, Brown, Buffalo, Burnett, Chippewa, Clark, Columbia, Crawford, Dodge, Douglas, Door, Dunn, Eau Claire, Jefferson, Fond du Lac, Florence, Forest, Grant, Green, Green Lake, Iowa, Iron, Jackson, Juneau, Kenosha, Kewaunee, La Crosse, Langlade, Lafayette, Lincoln, Manitowoc, Marathon, Marinette, Marquette, Menominee, Monroe, Oconto, Oneida, Ozaukee, Pepin, Pierce, Polk, Portage, Price, Richland, Rock, Rusk, Sauk, Sawyer, Shawano, Sheboygan, St. Croix, Taylor, Trempealeau, Vernon, Vilas, Walworth, Washburn, Washington, Waukesha, Waushara, Waupaca, Winnebago, Wood and the Cities of Beloit, Eau Claire, Fond du Lac, Green Bay, Janesville, Kenosha, La Crosse, Oshkosh, Sheboygan, Superior, Waukesha, and Wausau

## **Listing of Certifications of Consistency with the Consolidated Plan (Eau Claire)**

### **Institute for Community Alliances**

Project Name: Wisconsin HMIS Project Renewal

Location of the Project: Statewide Application includes all 72 Counties and 19 Entitlement Communities

### **Lutheran Social Services of Wisconsin and Upper Michigan, Inc.**

Project Name: Welcome Home RRH

Location of the Project: Eau Claire County and the City of Eau Claire

### **Western Dairyland EOC, Inc.**

Project Name: PSH 1

Location of the Project: Eau Claire County and the City of Eau Claire

### **Western Dairyland EOC, Inc.**

Project Name: PSH 3

Location of the Project: Eau Claire County and the City of Eau Claire

### **Western Dairyland EOC, Inc.**

Project Name: PHASE 1 Expansion

Location of the Project: Eau Claire County and the City of Eau Claire

### **Wisconsin Balance of State Continuum of Care**

Project Name: WIBOSCOG Planning Project Application FY2022

Location of the Project: 69 counties in Wisconsin – Adams, Ashland, Barron, Bayfield, Brown, Buffalo, Burnett, Calumet, Chippewa, Clark, Columbia, Crawford, Dodge, Douglas, Door, Dunn, Eau Claire, Jefferson, Fond du Lac, Florence, Forest, Grant, Green, Green Lake, Iowa, Iron, Jackson, Juneau, Kenosha, Kewaunee, La Crosse, Langlade, Lafayette, Lincoln, Manitowoc, Marathon, Marinette, Marquette, Menominee, Monroe, Oconto, Oneida, Outagamie, Ozaukee, Pepin, Pierce, Polk, Portage, Price, Richland, Rock, Rusk, Sauk, Sawyer, Shawano, Sheboygan, St. Croix, Taylor, Trempealeau, Vernon, Vilas, Walworth, Washburn, Washington, Waukesha, Waushara, Waupaca, Winnebago, Wood and the Cities of Appleton, Beloit, Eau Claire, Fond du Lac, Green Bay, Janesville, Kenosha, La Crosse, Neenah, Oshkosh, Sheboygan, Superior, Waukesha, and Wausau

### **Wisconsin Balance of State Continuum of Care**

Project Name: WIBOSCOG RRH Project

Location of the Project: 29 counties in Wisconsin – Ashland, Bayfield, Buffalo, Brown, Door, Douglas, Eau Claire, Florence, Fond du Lac, Forest, Green Lake, Iron, Jackson, Kenosha, Kewaunee, La Crosse, Langlade, Manitowoc, Marinette, Menomonie, Oconto, Oneida, Price, Rock, Shawano, Sheboygan, Vilas, Walworth, Winnebago and Cities of Beloit, Eau Claire, Fond du Lac, Green Bay, Janesville, Kenosha, La Crosse, Oshkosh, Sheboygan, and Superior.

### **Wisconsin Balance of State Continuum of Care**

Project Name: WIBOSCOG Supportive Services for Coordinated Entry

Location of the Project: 69 counties in Wisconsin – Adams, Ashland, Barron, Bayfield, Brown, Buffalo, Burnett, Calumet, Chippewa, Clark, Columbia, Crawford, Dodge, Douglas, Door, Dunn, Eau Claire, Jefferson, Fond du Lac, Florence, Forest, Grant, Green, Green Lake, Iowa, Iron, Jackson, Juneau, Kenosha, Kewaunee, La Crosse, Langlade, Lafayette, Lincoln, Manitowoc, Marathon, Marinette, Marquette, Menominee, Monroe, Oconto, Oneida, Outagamie, Ozaukee,

Wisconsin Balance of State Continuum of Care  
COC Application FY2022



Pepin, Pierce, Polk, Portage, Price, Richland, Rock, Rusk, Sauk, Sawyer, Shawano, Sheboygan, St. Croix, Taylor, Trempealeau, Vernon, Vilas, Walworth, Washburn, Washington, Waukesha, Waushara, Waupaca, Winnebago, Wood and the Cities of Appleton, Beloit, Eau Claire, Fond du Lac, Green Bay, Janesville, Kenosha, La Crosse, Neenah, Oshkosh, Sheboygan, Superior, Waukesha, and Wausau

**Wisconsin Balance of State Continuum of Care**

Project Name: WIBOSCOC Supportive Services for Coordinated Entry DV

Location of the Project: 67 counties in Wisconsin – Adams, Ashland, Barron, Bayfield, Brown, Buffalo, Burnett, Chippewa, Clark, Columbia, Crawford, Dodge, Douglas, Door, Dunn, Eau Claire, Jefferson, Fond du Lac, Florence, Forest, Grant, Green, Green Lake, Iowa, Iron, Jackson, Juneau, Kenosha, Kewaunee, La Crosse, Langlade, Lafayette, Lincoln, Manitowoc, Marathon, Marinette, Marquette, Menominee, Monroe, Oconto, Oneida, Ozaukee, Pepin, Pierce, Polk, Portage, Price, Richland, Rock, Rusk, Sauk, Sawyer, Shawano, Sheboygan, St. Croix, Taylor, Trempealeau, Vernon, Vilas, Walworth, Washburn, Washington, Waukesha, Waushara, Waupaca, Winnebago, Wood and the Cities of Beloit, Eau Claire, Fond du Lac, Green Bay, Janesville, Kenosha, La Crosse, Oshkosh, Sheboygan, Superior, Waukesha, and Wausau

## **Listing of Certifications of Consistency with the Consolidated Plan (Fond du Lac)**

### **ADVOCAP, Inc.**

Project Name: ADVOCAP Fond du Lac Rapid Rehousing

Location of the Project: Fond du Lac County and the City of Fond du Lac

### **ADVOCAP, Inc.**

Project Name: Winnebagoland PSH

Location of the Project: Fond du Lac, Green Lake, and Winnebago Counties and the Cities of Fond du Lac, Neenah, and Oshkosh

### **ADVOCAP, Inc.**

Project Name: Winnebagoland Rapid Rehousing

Location of the Project: Fond du Lac, Green Lake, and Winnebago Counties and the Cities of Fond du Lac, Neenah, and Oshkosh

### **ADVOCAP, Inc.**

Project Name: COC Winnebagoland Rapid Rehousing

Location of the Project: Fond du Lac, Green Lake, and Winnebago Counties and the Cities of Fond du Lac, Neenah, and Oshkosh

### **Institute for Community Alliances**

Project Name: Wisconsin HMIS Project Renewal

Location of the Project: Statewide Application includes all 72 Counties and 19 Entitlement Communities

### **Wisconsin Balance of State Continuum of Care**

Project Name: WIBOSCOC Planning Project Application FY2022

Location of the Project: 69 counties in Wisconsin – Adams, Ashland, Barron, Bayfield, Brown, Buffalo, Burnett, Calumet, Chippewa, Clark, Columbia, Crawford, Dodge, Douglas, Door, Dunn, Eau Claire, Jefferson, Fond du Lac, Florence, Forest, Grant, Green, Green Lake, Iowa, Iron, Jackson, Juneau, Kenosha, Kewaunee, La Crosse, Langlade, Lafayette, Lincoln, Manitowoc, Marathon, Marinette, Marquette, Menominee, Monroe, Oconto, Oneida, Outagamie, Ozaukee, Pepin, Pierce, Polk, Portage, Price, Richland, Rock, Rusk, Sauk, Sawyer, Shawano, Sheboygan, St. Croix, Taylor, Trempealeau, Vernon, Vilas, Walworth, Washburn, Washington, Waukesha, Waushara, Waupaca, Winnebago, Wood and the Cities of Appleton, Beloit, Eau Claire, Fond du Lac, Green Bay, Janesville, Kenosha, La Crosse, Neenah, Oshkosh, Sheboygan, Superior, Waukesha, and Wausau

### **Wisconsin Balance of State Continuum of Care**

Project Name: WIBOSCOC RRH Project

Location of the Project: 29 counties in Wisconsin – Ashland, Bayfield, Buffalo, Brown, Door, Douglas, Eau Claire, Florence, Fond du Lac, Forest, Green Lake, Iron, Jackson, Kenosha, Kewaunee, La Crosse, Langlade, Manitowoc, Marinette, Menomonie, Oconto, Oneida, Price, Rock, Shawano, Sheboygan, Vilas, Walworth, Winnebago and Cities of Beloit, Eau Claire, Fond du Lac, Green Bay, Janesville, Kenosha, La Crosse, Oshkosh, Sheboygan, and Superior.

### **Wisconsin Balance of State Continuum of Care**

Project Name: WIBOSCOC Supportive Services for Coordinated Entry

Location of the Project: 69 counties in Wisconsin – Adams, Ashland, Barron, Bayfield, Brown, Buffalo, Burnett, Calumet, Chippewa, Clark, Columbia, Crawford, Dodge, Douglas, Door, Dunn,

Wisconsin Balance of State Continuum of Care

COC Application FY2022

Eau Claire, Jefferson, Fond du Lac, Florence, Forest, Grant, Green, Green Lake, Iowa, Iron, Jackson, Juneau, Kenosha, Kewaunee, La Crosse, Langlade, Lafayette, Lincoln, Manitowoc, Marathon, Marinette, Marquette, Menominee, Monroe, Oconto, Oneida, Outagamie, Ozaukee, Pepin, Pierce, Polk, Portage, Price, Richland, Rock, Rusk, Sauk, Sawyer, Shawano, Sheboygan, St. Croix, Taylor, Trempealeau, Vernon, Vilas, Walworth, Washburn, Washington, Waukesha, Waushara, Waupaca, Winnebago, Wood and the Cities of Appleton, Beloit, Eau Claire, Fond du Lac, Green Bay, Janesville, Kenosha, La Crosse, Neenah, Oshkosh, Sheboygan, Superior, Waukesha, and Wausau

**Wisconsin Balance of State Continuum of Care**

Project Name: WIBOSCOC Supportive Services for Coordinated Entry DV

Location of the Project: 67 counties in Wisconsin – Adams, Ashland, Barron, Bayfield, Brown, Buffalo, Burnett, Chippewa, Clark, Columbia, Crawford, Dodge, Douglas, Door, Dunn, Eau Claire, Jefferson, Fond du Lac, Florence, Forest, Grant, Green, Green Lake, Iowa, Iron, Jackson, Juneau, Kenosha, Kewaunee, La Crosse, Langlade, Lafayette, Lincoln, Manitowoc, Marathon, Marinette, Marquette, Menominee, Monroe, Oconto, Oneida, Ozaukee, Pepin, Pierce, Polk, Portage, Price, Richland, Rock, Rusk, Sauk, Sawyer, Shawano, Sheboygan, St. Croix, Taylor, Trempealeau, Vernon, Vilas, Walworth, Washburn, Washington, Waukesha, Waushara, Waupaca, Winnebago, Wood and the Cities of Beloit, Eau Claire, Fond du Lac, Green Bay, Janesville, Kenosha, La Crosse, Oshkosh, Sheboygan, Superior, Waukesha, and Wausau

## **Listing of Certifications of Consistency with the Consolidated Plan (Green Bay)**

### **House of Hope Green Bay**

Project Name: House of Hope Youth Rapid Rehousing

Location of the Project: Brown County and the City of Green Bay

### **House of Hope Green Bay**

Project Name: House of Hope Youth Rapid Rehousing Project II

Location of the Project: Brown County and the City of Green Bay

### **Institute for Community Alliances**

Project Name: Wisconsin HMIS Project Renewal

Location of the Project: Statewide Application includes all 72 Counties and 19 Entitlement Communities

### **NEWCAP, Inc.**

Project Name: SHP Housing First

Location of the Project: Brown, Florence, Menominee, Marinette, Shawano, and Oconto Counties and the City of Green Bay

### **NEWCAP, Inc.**

Project Name: Brown County PSH - individuals

Location of the Project: Brown County and the City of Green Bay

### **NEWCAP, Inc.**

Project Name: Brown County PSH - families

Location of the Project: Brown County and the City of Green Bay

### **NEWCAP, Inc.**

Project Name: Brown County Youth Rapid Re-Housing Project

Location of the Project: Brown County and the City of Green Bay

### **Wisconsin Balance of State Continuum of Care**

Project Name: WIBOSCOE Planning Project Application FY2022

Location of the Project: 69 counties in Wisconsin – Adams, Ashland, Barron, Bayfield, Brown, Buffalo, Burnett, Calumet, Chippewa, Clark, Columbia, Crawford, Dodge, Douglas, Door, Dunn, Eau Claire, Jefferson, Fond du Lac, Florence, Forest, Grant, Green, Green Lake, Iowa, Iron, Jackson, Juneau, Kenosha, Kewaunee, La Crosse, Langlade, Lafayette, Lincoln, Manitowoc, Marathon, Marinette, Marquette, Menominee, Monroe, Oconto, Oneida, Outagamie, Ozaukee, Pepin, Pierce, Polk, Portage, Price, Richland, Rock, Rusk, Sauk, Sawyer, Shawano, Sheboygan, St. Croix, Taylor, Trempealeau, Vernon, Vilas, Walworth, Washburn, Washington, Waukesha, Waushara, Waupaca, Winnebago, Wood and the Cities of Appleton, Beloit, Eau Claire, Fond du Lac, Green Bay, Janesville, Kenosha, La Crosse, Neenah, Oshkosh, Sheboygan, Superior, Waukesha, and Wausau

### **Wisconsin Balance of State Continuum of Care**

Project Name: WIBOSCOE RRH Project

Location of the Project: 29 counties in Wisconsin – Ashland, Bayfield, Buffalo, Brown, Door, Douglas, Eau Claire, Florence, Fond du Lac, Forest, Green Lake, Iron, Jackson, Kenosha, Kewaunee, La Crosse, Langlade, Manitowoc, Marinette, Menomonie, Oconto, Oneida, Price,

Rock, Shawano, Sheboygan, Vilas, Walworth, Winnebago and Cities of Beloit, Eau Claire, Fond du Lac, Green Bay, Janesville, Kenosha, La Crosse, Oshkosh, Sheboygan, and Superior.

**Wisconsin Balance of State Continuum of Care**

Project Name: WIBOSCOG RRH Project Expansion

Location of the Project: 9 counties in Wisconsin – Barron, Brown, Chippewa, Outagamie, Pierce, Price, Rusk, St. Croix, Washburn and Cities of Appleton and Green Bay

**Wisconsin Balance of State Continuum of Care**

Project Name: WIBOSCOG Supportive Services for Coordinated Entry

Location of the Project: 69 counties in Wisconsin – Adams, Ashland, Barron, Bayfield, Brown, Buffalo, Burnett, Calumet, Chippewa, Clark, Columbia, Crawford, Dodge, Douglas, Door, Dunn, Eau Claire, Jefferson, Fond du Lac, Florence, Forest, Grant, Green, Green Lake, Iowa, Iron, Jackson, Juneau, Kenosha, Kewaunee, La Crosse, Langlade, Lafayette, Lincoln, Manitowoc, Marathon, Marinette, Marquette, Menominee, Monroe, Oconto, Oneida, Outagamie, Ozaukee, Pepin, Pierce, Polk, Portage, Price, Richland, Rock, Rusk, Sauk, Sawyer, Shawano, Sheboygan, St. Croix, Taylor, Trempealeau, Vernon, Vilas, Walworth, Washburn, Washington, Waukesha, Waushara, Waupaca, Winnebago, Wood and the Cities of Appleton, Beloit, Eau Claire, Fond du Lac, Green Bay, Janesville, Kenosha, La Crosse, Neenah, Oshkosh, Sheboygan, Superior, Waukesha, and Wausau

**Wisconsin Balance of State Continuum of Care**

Project Name: WIBOSCOG Supportive Services for Coordinated Entry DV

Location of the Project: 67 counties in Wisconsin – Adams, Ashland, Barron, Bayfield, Brown, Buffalo, Burnett, Chippewa, Clark, Columbia, Crawford, Dodge, Douglas, Door, Dunn, Eau Claire, Jefferson, Fond du Lac, Florence, Forest, Grant, Green, Green Lake, Iowa, Iron, Jackson, Juneau, Kenosha, Kewaunee, La Crosse, Langlade, Lafayette, Lincoln, Manitowoc, Marathon, Marinette, Marquette, Menominee, Monroe, Oconto, Oneida, Ozaukee, Pepin, Pierce, Polk, Portage, Price, Richland, Rock, Rusk, Sauk, Sawyer, Shawano, Sheboygan, St. Croix, Taylor, Trempealeau, Vernon, Vilas, Walworth, Washburn, Washington, Waukesha, Waushara, Waupaca, Winnebago, Wood and the Cities of Beloit, Eau Claire, Fond du Lac, Green Bay, Janesville, Kenosha, La Crosse, Oshkosh, Sheboygan, Superior, Waukesha, and Wausau

## **Listing of Certifications of Consistency with the Consolidated Plan (Janesville)**

### **Community Action, Inc. of Rock & Walworth Counties**

Project Name: CAI\_RRH

Location of the Project: Rock and Walworth Counties and the Cities of Beloit and Janesville

### **Community Action, Inc. of Rock & Walworth Counties**

Project Name: CAI\_PSH

Location of the Project: Rock and Walworth Counties and the Cities of Beloit and Janesville

### **Institute for Community Alliances**

Project Name: Wisconsin HMIS Project Renewal

Location of the Project: Statewide Application includes all 72 Counties and 19 Entitlement Communities

### **Wisconsin Balance of State Continuum of Care**

Project Name: WIBOSCOG Planning Project Application FY2022

Location of the Project: 69 counties in Wisconsin – Adams, Ashland, Barron, Bayfield, Brown, Buffalo, Burnett, Calumet, Chippewa, Clark, Columbia, Crawford, Dodge, Douglas, Door, Dunn, Eau Claire, Jefferson, Fond du Lac, Florence, Forest, Grant, Green, Green Lake, Iowa, Iron, Jackson, Juneau, Kenosha, Kewaunee, La Crosse, Langlade, Lafayette, Lincoln, Manitowoc, Marathon, Marinette, Marquette, Menominee, Monroe, Oconto, Oneida, Outagamie, Ozaukee, Pepin, Pierce, Polk, Portage, Price, Richland, Rock, Rusk, Sauk, Sawyer, Shawano, Sheboygan, St. Croix, Taylor, Trempealeau, Vernon, Vilas, Walworth, Washburn, Washington, Waukesha, Waushara, Waupaca, Winnebago, Wood and the Cities of Appleton, Beloit, Eau Claire, Fond du Lac, Green Bay, Janesville, Kenosha, La Crosse, Neenah, Oshkosh, Sheboygan, Superior, Waukesha, and Wausau

### **Wisconsin Balance of State Continuum of Care**

Project Name: WIBOSCOG RRH Project

Location of the Project: 29 counties in Wisconsin – Ashland, Bayfield, Buffalo, Brown, Door, Douglas, Eau Claire, Florence, Fond du Lac, Forest, Green Lake, Iron, Jackson, Kenosha, Kewaunee, La Crosse, Langlade, Manitowoc, Marinette, Menomonie, Oconto, Oneida, Price, Rock, Shawano, Sheboygan, Vilas, Walworth, Winnebago and Cities of Beloit, Eau Claire, Fond du Lac, Green Bay, Janesville, Kenosha, La Crosse, Oshkosh, Sheboygan, and Superior.

### **Wisconsin Balance of State Continuum of Care**

Project Name: WIBOSCOG Supportive Services for Coordinated Entry

Location of the Project: 69 counties in Wisconsin – Adams, Ashland, Barron, Bayfield, Brown, Buffalo, Burnett, Calumet, Chippewa, Clark, Columbia, Crawford, Dodge, Douglas, Door, Dunn, Eau Claire, Jefferson, Fond du Lac, Florence, Forest, Grant, Green, Green Lake, Iowa, Iron, Jackson, Juneau, Kenosha, Kewaunee, La Crosse, Langlade, Lafayette, Lincoln, Manitowoc, Marathon, Marinette, Marquette, Menominee, Monroe, Oconto, Oneida, Outagamie, Ozaukee, Pepin, Pierce, Polk, Portage, Price, Richland, Rock, Rusk, Sauk, Sawyer, Shawano, Sheboygan, St. Croix, Taylor, Trempealeau, Vernon, Vilas, Walworth, Washburn, Washington, Waukesha, Waushara, Waupaca, Winnebago, Wood and the Cities of Appleton, Beloit, Eau Claire, Fond du Lac, Green Bay, Janesville, Kenosha, La Crosse, Neenah, Oshkosh, Sheboygan, Superior, Waukesha, and Wausau

### **Wisconsin Balance of State Continuum of Care**

Project Name: WIBOSCOG Supportive Services for Coordinated Entry DV

Wisconsin Balance of State Continuum of Care  
COC Application FY2022

Location of the Project: 67 counties in Wisconsin – Adams, Ashland, Barron, Bayfield, Brown, Buffalo, Burnett, Chippewa, Clark, Columbia, Crawford, Dodge, Douglas, Door, Dunn, Eau Claire, Jefferson, Fond du Lac, Florence, Forest, Grant, Green, Green Lake, Iowa, Iron, Jackson, Juneau, Kenosha, Kewaunee, La Crosse, Langlade, Lafayette, Lincoln, Manitowoc, Marathon, Marinette, Marquette, Menominee, Monroe, Oconto, Oneida, Ozaukee, Pepin, Pierce, Polk, Portage, Price, Richland, Rock, Rusk, Sauk, Sawyer, Shawano, Sheboygan, St. Croix, Taylor, Trempealeau, Vernon, Vilas, Walworth, Washburn, Washington, Waukesha, Waushara, Waupaca, Winnebago, Wood and the Cities of Beloit, Eau Claire, Fond du Lac, Green Bay, Janesville, Kenosha, La Crosse, Oshkosh, Sheboygan, Superior, Waukesha, and Wausau

## **Listing of Certifications of Consistency with the Consolidated Plan (Kenosha)**

### **Institute for Community Alliances**

Project Name: Wisconsin HMIS Project Renewal

Location of the Project: Statewide Application includes all 72 Counties and 19 Entitlement Communities

### **Kenosha Human Development Services, Inc.**

Project Name: RRH

Location of the Project: Kenosha County and the City of Kenosha

### **Kenosha Human Development Services, Inc.**

Project Name: KYF Rapid Rehousing Project

Location of the Project: Kenosha County and the City of Kenosha

### **Kenosha Human Development Services, Inc.**

Project Name: Kenosha Permanent Housing Connections

Location of the Project: Kenosha County and the City of Kenosha

### **Wisconsin Balance of State Continuum of Care**

Project Name: WIBOSCOC Planning Project Application FY2022

Location of the Project: 69 counties in Wisconsin – Adams, Ashland, Barron, Bayfield, Brown, Buffalo, Burnett, Calumet, Chippewa, Clark, Columbia, Crawford, Dodge, Douglas, Door, Dunn, Eau Claire, Jefferson, Fond du Lac, Florence, Forest, Grant, Green, Green Lake, Iowa, Iron, Jackson, Juneau, Kenosha, Kewaunee, La Crosse, Langlade, Lafayette, Lincoln, Manitowoc, Marathon, Marinette, Marquette, Menominee, Monroe, Oconto, Oneida, Outagamie, Ozaukee, Pepin, Pierce, Polk, Portage, Price, Richland, Rock, Rusk, Sauk, Sawyer, Shawano, Sheboygan, St. Croix, Taylor, Trempealeau, Vernon, Vilas, Walworth, Washburn, Washington, Waukesha, Waushara, Waupaca, Winnebago, Wood and the Cities of Appleton, Beloit, Eau Claire, Fond du Lac, Green Bay, Janesville, Kenosha, La Crosse, Neenah, Oshkosh, Sheboygan, Superior, Waukesha, and Wausau

### **Wisconsin Balance of State Continuum of Care**

Project Name: WIBOSCOC RRH Project

Location of the Project: 29 counties in Wisconsin – Ashland, Bayfield, Buffalo, Brown, Door, Douglas, Eau Claire, Florence, Fond du Lac, Forest, Green Lake, Iron, Jackson, Kenosha, Kewaunee, La Crosse, Langlade, Manitowoc, Marinette, Menomonie, Oconto, Oneida, Price, Rock, Shawano, Sheboygan, Vilas, Walworth, Winnebago and Cities of Beloit, Eau Claire, Fond du Lac, Green Bay, Janesville, Kenosha, La Crosse, Oshkosh, Sheboygan, and Superior.

### **Wisconsin Balance of State Continuum of Care**

Project Name: WIBOSCOC Supportive Services for Coordinated Entry

Location of the Project: 69 counties in Wisconsin – Adams, Ashland, Barron, Bayfield, Brown, Buffalo, Burnett, Calumet, Chippewa, Clark, Columbia, Crawford, Dodge, Douglas, Door, Dunn, Eau Claire, Jefferson, Fond du Lac, Florence, Forest, Grant, Green, Green Lake, Iowa, Iron, Jackson, Juneau, Kenosha, Kewaunee, La Crosse, Langlade, Lafayette, Lincoln, Manitowoc, Marathon, Marinette, Marquette, Menominee, Monroe, Oconto, Oneida, Outagamie, Ozaukee, Pepin, Pierce, Polk, Portage, Price, Richland, Rock, Rusk, Sauk, Sawyer, Shawano, Sheboygan, St. Croix, Taylor, Trempealeau, Vernon, Vilas, Walworth, Washburn, Washington, Waukesha, Waushara, Waupaca, Winnebago, Wood and the Cities of Appleton, Beloit, Eau Claire, Fond du



Lac, Green Bay, Janesville, Kenosha, La Crosse, Neenah, Oshkosh, Sheboygan, Superior, Waukesha, and Wausau

**Wisconsin Balance of State Continuum of Care**

Project Name: WIBOSCOC Supportive Services for Coordinated Entry DV

Location of the Project: 67 counties in Wisconsin – Adams, Ashland, Barron, Bayfield, Brown, Buffalo, Burnett, Chippewa, Clark, Columbia, Crawford, Dodge, Douglas, Door, Dunn, Eau Claire, Jefferson, Fond du Lac, Florence, Forest, Grant, Green, Green Lake, Iowa, Iron, Jackson, Juneau, Kenosha, Kewaunee, La Crosse, Langlade, Lafayette, Lincoln, Manitowoc, Marathon, Marinette, Marquette, Menominee, Monroe, Oconto, Oneida, Ozaukee, Pepin, Pierce, Polk, Portage, Price, Richland, Rock, Rusk, Sauk, Sawyer, Shawano, Sheboygan, St. Croix, Taylor, Trempealeau, Vernon, Vilas, Walworth, Washburn, Washington, Waukesha, Waushara, Waupaca, Winnebago, Wood and the Cities of Beloit, Eau Claire, Fond du Lac, Green Bay, Janesville, Kenosha, La Crosse, Oshkosh, Sheboygan, Superior, Waukesha, and Wausau

## **Listing of Certifications of Consistency with the Consolidated Plan (La Crosse)**

### **Couleecap, Inc.**

Project Name: Couleecap Housing First Permanent Housing Program

Location of the Project: La Crosse County and the City of La Crosse

### **Couleecap, Inc.**

Project Name: Couleecap Housing First II PSH

Location of the Project: La Crosse, Monroe, Crawford, and Vernon Counties and the City of La Crosse

### **Institute for Community Alliances**

Project Name: Wisconsin HMIS Project Renewal

Location of the Project: Statewide Application includes all 72 Counties and 19 Entitlement Communities

### **Wisconsin Balance of State Continuum of Care**

Project Name: WIBOSCOG Planning Project Application FY2022

Location of the Project: 69 counties in Wisconsin – Adams, Ashland, Barron, Bayfield, Brown, Buffalo, Burnett, Calumet, Chippewa, Clark, Columbia, Crawford, Dodge, Douglas, Door, Dunn, Eau Claire, Jefferson, Fond du Lac, Florence, Forest, Grant, Green, Green Lake, Iowa, Iron, Jackson, Juneau, Kenosha, Kewaunee, La Crosse, Langlade, Lafayette, Lincoln, Manitowoc, Marathon, Marinette, Marquette, Menominee, Monroe, Oconto, Oneida, Outagamie, Ozaukee, Pepin, Pierce, Polk, Portage, Price, Richland, Rock, Rusk, Sauk, Sawyer, Shawano, Sheboygan, St. Croix, Taylor, Trempealeau, Vernon, Vilas, Walworth, Washburn, Washington, Waukesha, Waushara, Waupaca, Winnebago, Wood and the Cities of Appleton, Beloit, Eau Claire, Fond du Lac, Green Bay, Janesville, Kenosha, La Crosse, Neenah, Oshkosh, Sheboygan, Superior, Waukesha, and Wausau

### **Wisconsin Balance of State Continuum of Care**

Project Name: WIBOSCOG RRH Project

Location of the Project: 29 counties in Wisconsin – Ashland, Bayfield, Buffalo, Brown, Door, Douglas, Eau Claire, Florence, Fond du Lac, Forest, Green Lake, Iron, Jackson, Kenosha, Kewaunee, La Crosse, Langlade, Manitowoc, Marinette, Menomonie, Oconto, Oneida, Price, Rock, Shawano, Sheboygan, Vilas, Walworth, Winnebago and Cities of Beloit, Eau Claire, Fond du Lac, Green Bay, Janesville, Kenosha, La Crosse, Oshkosh, Sheboygan, and Superior.

### **Wisconsin Balance of State Continuum of Care**

Project Name: WIBOSCOG Supportive Services for Coordinated Entry

Location of the Project: 69 counties in Wisconsin – Adams, Ashland, Barron, Bayfield, Brown, Buffalo, Burnett, Calumet, Chippewa, Clark, Columbia, Crawford, Dodge, Douglas, Door, Dunn, Eau Claire, Jefferson, Fond du Lac, Florence, Forest, Grant, Green, Green Lake, Iowa, Iron, Jackson, Juneau, Kenosha, Kewaunee, La Crosse, Langlade, Lafayette, Lincoln, Manitowoc, Marathon, Marinette, Marquette, Menominee, Monroe, Oconto, Oneida, Outagamie, Ozaukee, Pepin, Pierce, Polk, Portage, Price, Richland, Rock, Rusk, Sauk, Sawyer, Shawano, Sheboygan, St. Croix, Taylor, Trempealeau, Vernon, Vilas, Walworth, Washburn, Washington, Waukesha, Waushara, Waupaca, Winnebago, Wood and the Cities of Appleton, Beloit, Eau Claire, Fond du Lac, Green Bay, Janesville, Kenosha, La Crosse, Neenah, Oshkosh, Sheboygan, Superior, Waukesha, and Wausau

**Wisconsin Balance of State Continuum of Care**

Project Name: WIBOSCOC Supportive Services for Coordinated Entry DV

Location of the Project: 67 counties in Wisconsin – Adams, Ashland, Barron, Bayfield, Brown, Buffalo, Burnett, Chippewa, Clark, Columbia, Crawford, Dodge, Douglas, Door, Dunn, Eau Claire, Jefferson, Fond du Lac, Florence, Forest, Grant, Green, Green Lake, Iowa, Iron, Jackson, Juneau, Kenosha, Kewaunee, La Crosse, Langlade, Lafayette, Lincoln, Manitowoc, Marathon, Marinette, Marquette, Menominee, Monroe, Oconto, Oneida, Ozaukee, Pepin, Pierce, Polk, Portage, Price, Richland, Rock, Rusk, Sauk, Sawyer, Shawano, Sheboygan, St. Croix, Taylor, Trempealeau, Vernon, Vilas, Walworth, Washburn, Washington, Waukesha, Waushara, Waupaca, Winnebago, Wood and the Cities of Beloit, Eau Claire, Fond du Lac, Green Bay, Janesville, Kenosha, La Crosse, Oshkosh, Sheboygan, Superior, Waukesha, and Wausau

## **Listing of Certifications of Consistency with the Consolidated Plan (Neenah)**

### **ADVOCAP, Inc.**

Project Name: Winnebagoland PSH

Location of the Project: Fond du Lac, Green Lake, and Winnebago Counties and the Cities of Fond du Lac, Neenah, and Oshkosh

### **ADVOCAP, Inc.**

Project Name: Winnebagoland Rapid Rehousing

Location of the Project: Fond du Lac, Green Lake, and Winnebago Counties and the Cities of Fond du Lac, Neenah, and Oshkosh

### **ADVOCAP, Inc.**

Project Name: COC Winnebagoland Rapid Rehousing

Location of the Project: Fond du Lac, Green Lake, and Winnebago Counties and the Cities of Fond du Lac, Neenah, and Oshkosh

### **City of Appleton**

Project Name: Fox Cities Housing Coalition Rapid Re-Housing Program

Location of the Project: Calumet, Outagamie, and Winnebago Counties and the Cities of Appleton and Neenah

### **City of Appleton**

Project Name: Fox Cities Housing Coalition Rapid Re-Housing Program Expansion

Location of the Project: Calumet, Outagamie, and Winnebago Counties and the Cities of Appleton and Neenah

### **Institute for Community Alliances**

Project Name: Wisconsin HMIS Project Renewal

Location of the Project: Statewide Application includes all 72 Counties and 19 Entitlement Communities

### **Pillars, Inc.**

Project Name: It Takes A Village Permanent Supportive Housing Program

Location of the Project: Outagamie County and the Cities of Appleton and Neenah

### **Wisconsin Balance of State Continuum of Care**

Project Name: WIBOSCOC Planning Project Application FY2022

Location of the Project: 69 counties in Wisconsin – Adams, Ashland, Barron, Bayfield, Brown, Buffalo, Burnett, Calumet, Chippewa, Clark, Columbia, Crawford, Dodge, Douglas, Door, Dunn, Eau Claire, Jefferson, Fond du Lac, Florence, Forest, Grant, Green, Green Lake, Iowa, Iron, Jackson, Juneau, Kenosha, Kewaunee, La Crosse, Langlade, Lafayette, Lincoln, Manitowoc, Marathon, Marinette, Marquette, Menominee, Monroe, Oconto, Oneida, Outagamie, Ozaukee, Pepin, Pierce, Polk, Portage, Price, Richland, Rock, Rusk, Sauk, Sawyer, Shawano, Sheboygan, St. Croix, Taylor, Trempealeau, Vernon, Vilas, Walworth, Washburn, Washington, Waukesha, Waushara, Waupaca, Winnebago, Wood and the Cities of Appleton, Beloit, Eau Claire, Fond du Lac, Green Bay, Janesville, Kenosha, La Crosse, Neenah, Oshkosh, Sheboygan, Superior, Waukesha, and Wausau

### **Wisconsin Balance of State Continuum of Care**

Project Name: WIBOSCOC Supportive Services for Coordinated Entry

Wisconsin Balance of State Continuum of Care  
COC Application FY2022

Location of the Project: 69 counties in Wisconsin – Adams, Ashland, Barron, Bayfield, Brown, Buffalo, Burnett, Calumet, Chippewa, Clark, Columbia, Crawford, Dodge, Douglas, Door, Dunn, Eau Claire, Jefferson, Fond du Lac, Florence, Forest, Grant, Green, Green Lake, Iowa, Iron, Jackson, Juneau, Kenosha, Kewaunee, La Crosse, Langlade, Lafayette, Lincoln, Manitowoc, Marathon, Marinette, Marquette, Menominee, Monroe, Oconto, Oneida, Outagamie, Ozaukee, Pepin, Pierce, Polk, Portage, Price, Richland, Rock, Rusk, Sauk, Sawyer, Shawano, Sheboygan, St. Croix, Taylor, Trempealeau, Vernon, Vilas, Walworth, Washburn, Washington, Waukesha, Waushara, Waupaca, Winnebago, Wood and the Cities of Appleton, Beloit, Eau Claire, Fond du Lac, Green Bay, Janesville, Kenosha, La Crosse, Neenah, Oshkosh, Sheboygan, Superior, Waukesha, and Wausau

## **Listing of Certifications of Consistency with the Consolidated Plan (Oshkosh)**

### **ADVOCAP, Inc.**

Project Name: Winnebagoland PSH

Location of the Project: Fond du Lac, Green Lake, and Winnebago Counties and the Cities of Fond du Lac, Neenah, and Oshkosh

### **ADVOCAP, Inc.**

Project Name: Winnebagoland Rapid Rehousing

Location of the Project: Fond du Lac, Green Lake, and Winnebago Counties and the Cities of Fond du Lac, Neenah, and Oshkosh

### **ADVOCAP, Inc.**

Project Name: COC Winnebagoland Rapid Rehousing

Location of the Project: Fond du Lac, Green Lake, and Winnebago Counties and the Cities of Fond du Lac, Neenah, and Oshkosh

### **Institute for Community Alliances**

Project Name: Wisconsin HMIS Project Renewal

Location of the Project: Statewide Application includes all 72 Counties and 19 Entitlement Communities

### **Wisconsin Balance of State Continuum of Care**

Project Name: WIBOSCOC Planning Project Application FY2022

Location of the Project: 69 counties in Wisconsin – Adams, Ashland, Barron, Bayfield, Brown, Buffalo, Burnett, Calumet, Chippewa, Clark, Columbia, Crawford, Dodge, Douglas, Door, Dunn, Eau Claire, Jefferson, Fond du Lac, Florence, Forest, Grant, Green, Green Lake, Iowa, Iron, Jackson, Juneau, Kenosha, Kewaunee, La Crosse, Langlade, Lafayette, Lincoln, Manitowoc, Marathon, Marinette, Marquette, Menominee, Monroe, Oconto, Oneida, Outagamie, Ozaukee, Pepin, Pierce, Polk, Portage, Price, Richland, Rock, Rusk, Sauk, Sawyer, Shawano, Sheboygan, St. Croix, Taylor, Trempealeau, Vernon, Vilas, Walworth, Washburn, Washington, Waukesha, Waushara, Waupaca, Winnebago, Wood and the Cities of Appleton, Beloit, Eau Claire, Fond du Lac, Green Bay, Janesville, Kenosha, La Crosse, Neenah, Oshkosh, Sheboygan, Superior, Waukesha, and Wausau

### **Wisconsin Balance of State Continuum of Care**

Project Name: WIBOSCOC RRH Project

Location of the Project: 29 counties in Wisconsin – Ashland, Bayfield, Buffalo, Brown, Door, Douglas, Eau Claire, Florence, Fond du Lac, Forest, Green Lake, Iron, Jackson, Kenosha, Kewaunee, La Crosse, Langlade, Manitowoc, Marinette, Menomonie, Oconto, Oneida, Price, Rock, Shawano, Sheboygan, Vilas, Walworth, Winnebago and Cities of Beloit, Eau Claire, Fond du Lac, Green Bay, Janesville, Kenosha, La Crosse, Oshkosh, Sheboygan, and Superior.

### **Wisconsin Balance of State Continuum of Care**

Project Name: WIBOSCOC Supportive Services for Coordinated Entry

Location of the Project: 69 counties in Wisconsin – Adams, Ashland, Barron, Bayfield, Brown, Buffalo, Burnett, Calumet, Chippewa, Clark, Columbia, Crawford, Dodge, Douglas, Door, Dunn, Eau Claire, Jefferson, Fond du Lac, Florence, Forest, Grant, Green, Green Lake, Iowa, Iron, Jackson, Juneau, Kenosha, Kewaunee, La Crosse, Langlade, Lafayette, Lincoln, Manitowoc, Marathon, Marinette, Marquette, Menominee, Monroe, Oconto, Oneida, Outagamie, Ozaukee, Pepin, Pierce, Polk, Portage, Price, Richland, Rock, Rusk, Sauk, Sawyer, Shawano, Sheboygan,

Wisconsin Balance of State Continuum of Care  
COC Application FY2022

St. Croix, Taylor, Trempealeau, Vernon, Vilas, Walworth, Washburn, Washington, Waukesha, Waushara, Waupaca, Winnebago, Wood and the Cities of Appleton, Beloit, Eau Claire, Fond du Lac, Green Bay, Janesville, Kenosha, La Crosse, Neenah, Oshkosh, Sheboygan, Superior, Waukesha, and Wausau

**Wisconsin Balance of State Continuum of Care**

Project Name: WIBOSCOC Supportive Services for Coordinated Entry DV

Location of the Project: 67 counties in Wisconsin – Adams, Ashland, Barron, Bayfield, Brown, Buffalo, Burnett, Chippewa, Clark, Columbia, Crawford, Dodge, Douglas, Door, Dunn, Eau Claire, Jefferson, Fond du Lac, Florence, Forest, Grant, Green, Green Lake, Iowa, Iron, Jackson, Juneau, Kenosha, Kewaunee, La Crosse, Langlade, Lafayette, Lincoln, Manitowoc, Marathon, Marinette, Marquette, Menominee, Monroe, Oconto, Oneida, Ozaukee, Pepin, Pierce, Polk, Portage, Price, Richland, Rock, Rusk, Sauk, Sawyer, Shawano, Sheboygan, St. Croix, Taylor, Trempealeau, Vernon, Vilas, Walworth, Washburn, Washington, Waukesha, Waushara, Waupaca, Winnebago, Wood and the Cities of Beloit, Eau Claire, Fond du Lac, Green Bay, Janesville, Kenosha, La Crosse, Oshkosh, Sheboygan, Superior, Waukesha, and Wausau

## **Listing of Certifications of Consistency with the Consolidated Plan (Sheboygan)**

### **Institute for Community Alliances**

Project Name: Wisconsin HMIS Project Renewal

Location of the Project: Statewide Application includes all 72 Counties and 19 Entitlement Communities

### **Lakeshore CAP, Inc.**

Project Name: Lakeshore PSH

Location of the Project: Door, Kewaunee, Manitowoc, and Sheboygan Counties and the City of Sheboygan

### **Wisconsin Balance of State Continuum of Care**

Project Name: WIBOSCOG Planning Project Application FY2022

Location of the Project: 69 counties in Wisconsin – Adams, Ashland, Barron, Bayfield, Brown, Buffalo, Burnett, Calumet, Chippewa, Clark, Columbia, Crawford, Dodge, Douglas, Door, Dunn, Eau Claire, Jefferson, Fond du Lac, Florence, Forest, Grant, Green, Green Lake, Iowa, Iron, Jackson, Juneau, Kenosha, Kewaunee, La Crosse, Langlade, Lafayette, Lincoln, Manitowoc, Marathon, Marinette, Marquette, Menominee, Monroe, Oconto, Oneida, Outagamie, Ozaukee, Pepin, Pierce, Polk, Portage, Price, Richland, Rock, Rusk, Sauk, Sawyer, Shawano, Sheboygan, St. Croix, Taylor, Trempealeau, Vernon, Vilas, Walworth, Washburn, Washington, Waukesha, Waushara, Waupaca, Winnebago, Wood and the Cities of Appleton, Beloit, Eau Claire, Fond du Lac, Green Bay, Janesville, Kenosha, La Crosse, Neenah, Oshkosh, Sheboygan, Superior, Waukesha, and Wausau

### **Wisconsin Balance of State Continuum of Care**

Project Name: WIBOSCOG RRH Project

Location of the Project: 29 counties in Wisconsin – Ashland, Bayfield, Buffalo, Brown, Door, Douglas, Eau Claire, Florence, Fond du Lac, Forest, Green Lake, Iron, Jackson, Kenosha, Kewaunee, La Crosse, Langlade, Manitowoc, Marinette, Menomonie, Oconto, Oneida, Price, Rock, Shawano, Sheboygan, Vilas, Walworth, Winnebago and Cities of Beloit, Eau Claire, Fond du Lac, Green Bay, Janesville, Kenosha, La Crosse, Oshkosh, Sheboygan, and Superior.

### **Wisconsin Balance of State Continuum of Care**

Project Name: WIBOSCOG Supportive Services for Coordinated Entry

Location of the Project: 69 counties in Wisconsin – Adams, Ashland, Barron, Bayfield, Brown, Buffalo, Burnett, Calumet, Chippewa, Clark, Columbia, Crawford, Dodge, Douglas, Door, Dunn, Eau Claire, Jefferson, Fond du Lac, Florence, Forest, Grant, Green, Green Lake, Iowa, Iron, Jackson, Juneau, Kenosha, Kewaunee, La Crosse, Langlade, Lafayette, Lincoln, Manitowoc, Marathon, Marinette, Marquette, Menominee, Monroe, Oconto, Oneida, Outagamie, Ozaukee, Pepin, Pierce, Polk, Portage, Price, Richland, Rock, Rusk, Sauk, Sawyer, Shawano, Sheboygan, St. Croix, Taylor, Trempealeau, Vernon, Vilas, Walworth, Washburn, Washington, Waukesha, Waushara, Waupaca, Winnebago, Wood and the Cities of Appleton, Beloit, Eau Claire, Fond du Lac, Green Bay, Janesville, Kenosha, La Crosse, Neenah, Oshkosh, Sheboygan, Superior, Waukesha, and Wausau

### **Wisconsin Balance of State Continuum of Care**

Project Name: WIBOSCOG Supportive Services for Coordinated Entry DV

Location of the Project: 67 counties in Wisconsin – Adams, Ashland, Barron, Bayfield, Brown, Buffalo, Burnett, Chippewa, Clark, Columbia, Crawford, Dodge, Douglas, Door, Dunn, Eau Claire, Jefferson, Fond du Lac, Florence, Forest, Grant, Green, Green Lake, Iowa, Iron, Jackson,



Juneau, Kenosha, Kewaunee, La Crosse, Langlade, Lafayette, Lincoln, Manitowoc, Marathon, Marinette, Marquette, Menominee, Monroe, Oconto, Oneida, Ozaukee, Pepin, Pierce, Polk, Portage, Price, Richland, Rock, Rusk, Sauk, Sawyer, Shawano, Sheboygan, St. Croix, Taylor, Trempealeau, Vernon, Vilas, Walworth, Washburn, Washington, Waukesha, Waushara, Waupaca, Winnebago, Wood and the Cities of Beloit, Eau Claire, Fond du Lac, Green Bay, Janesville, Kenosha, La Crosse, Oshkosh, Sheboygan, Superior, Waukesha, and Wausau

**Listing of Certifications of Consistency with the Consolidated Plan (Statewide)**

**ADVOCAP, Inc.**

Project Name: ADVOCAP Fond du Lac Rapid Rehousing

Location of the Project: Fond du Lac County and the City of Fond du Lac

**ADVOCAP, Inc.**

Project Name: Winnebago PSH

Location of the Project: Fond du Lac, Green Lake, and Winnebago Counties and the Cities of Fond du Lac, Neenah, and Oshkosh

**ADVOCAP, Inc.**

Project Name: Winnebago Rapid Rehousing

Location of the Project: Fond du Lac, Green Lake, and Winnebago Counties and the Cities of Fond du Lac, Neenah, and Oshkosh

**ADVOCAP, Inc.**

Project Name: COC Winnebago Rapid Rehousing

Location of the Project: Fond du Lac, Green Lake, and Winnebago Counties and the Cities of Fond du Lac, Neenah, and Oshkosh

**Central Wisconsin Community Action Council, Inc.**

Project Name: Project Chance Rapid Re-Housing

Location of the Project: Adams, Columbia, Dodge, Juneau, and Sauk Counties

**City of Appleton**

Project Name: Fox Cities Housing Coalition Rapid Re-Housing Program

Location of the Project: Calumet, Outagamie, and Winnebago Counties and the Cities of Appleton and Neenah

**City of Appleton**

Project Name: Fox Cities HP Rapid Re-Housing Program

Location of the Project: Calumet and Outagamie Counties and the City of Appleton

**Community Action Coalition for South Central Wisconsin, Inc.**

Project Name: Jefferson County Transitional Housing

Location of the Project: Jefferson County

**Community Action Coalition for South Central Wisconsin, Inc.**

Project Name: Project WISH

Location of the Project: Waukesha County and the City of Waukesha

**Community Action, Inc. of Rock & Walworth Counties**

Project Name: CAI\_RRH

Location of the Project: Rock and Walworth Counties and the Cities of Beloit and Janesville

**Community Action, Inc. of Rock & Walworth Counties**

Project Name: CAI\_PSH

Location of the Project: Rock and Walworth Counties and the Cities of Beloit and Janesville

**Couleecap, Inc.**

Project Name: Couleecap Housing First Permanent Housing Program

Location of the Project: La Crosse County and the City of La Crosse

**Couleecap, Inc.**

Project Name: Couleecap Housing First II PSH

Location of the Project: La Crosse, Monroe, Crawford, and Vernon Counties and the City of La Crosse

**Hebron House of Hospitality, Inc.**

Project Name: Jeremy PSH Project

Location of the Project: Waukesha County and the City of Waukesha

**House of Hope Green Bay**

Project Name: House of Hope Youth Rapid Rehousing

Location of the Project: Brown County and the City of Green Bay

**Institute for Community Alliances**

Project Name: Wisconsin HMIS Project Renewal

Location of the Project: Statewide Application includes all 72 Counties and 19 Entitlement Communities

**Kenosha Human Development Services, Inc.**

Project Name: RRH

Location of the Project: Kenosha County and the City of Kenosha

**Kenosha Human Development Services, Inc.**

Project Name: KYF Rapid Rehousing Project

Location of the Project: Kenosha County and the City of Kenosha

**Kenosha Human Development Services, Inc.**

Project Name: Kenosha Permanent Housing Connections

Location of the Project: Kenosha County and the City of Kenosha

**Lakeshore CAP, Inc.**

Project Name: Lakeshore PSH

Location of the Project: Door, Kewaunee, Manitowoc, and Sheboygan Counties and the City of Sheboygan

**Lutheran Social Services of Wisconsin and Upper Michigan, Inc.**

Project Name: Welcome Home RRH

Location of the Project: Eau Claire County and the City of Eau Claire

**NEWCAP, Inc.**

Project Name: SHP Housing First

Location of the Project: Brown, Florence, Marinette, Menominee, Oconto, and Shawano Counties and the City of Green Bay

**NEWCAP, Inc.**

Project Name: Brown County PSH - individuals

Location of the Project: Brown County and the City of Green Bay

Wisconsin Balance of State Continuum of Care

COC Application FY2022 (as of 8/5/22)

**NEWCAP, Inc.**

Project Name: Brown County PSH - families

Location of the Project: Brown County and the City of Green Bay

**NEWCAP, Inc.**

Project Name: Brown County Youth Rapid Re-Housing Project

Location of the Project: Brown County and the City of Green Bay

**North Central Community Action Program, Inc.**

Project Name: PSH

Location of the Project: Lincoln, Wood, and Marathon Counties and the City of Wausau

**Northwest Community Services Agency, Inc.**

Project Name: NWCSA PSH

Location of the Project: Ashland, Bayfield, Douglas, Iron, and Price Counties and the City of Superior

**Pillars, Inc.**

Project Name: It Takes A Village Permanent Supportive Housing Program

Location of the Project: Outagamie County and the Cities of Appleton, and Neenah

**The Salvation Army**

Project Name: Permanent Supportive Housing

Location of the Project: Polk and St. Croix Counties

**Walworth County Housing Authority**

Project Name: Hartwell Street Apartments

Location of the Project: Walworth County

**West Central Community Action Agency, Inc.**

Project Name: West CAP Rapid Rehousing

Location of the Project: Barron, Chippewa, Dunn, Pepin, Pierce, Polk, and St. Croix Counties

**West Central Community Action Agency, Inc.**

Project Name: West CAP Permanent Supportive Housing

Location of the Project: Barron, Chippewa, and Dunn Counties

**West Central Community Action Agency, Inc.**

Project Name: West CAP Permanent Supportive Housing II

Location of the Project: Barron, Chippewa, Dunn, Pepin, Pierce, Polk, and St. Croix Counties

**Western Dairyland EOC, Inc.**

Project Name: PSH 1

Location of the Project: Eau Claire County and the City of Eau Claire

**Western Dairyland EOC, Inc.**

Project Name: PSH 3

Location of the Project: Eau Claire County and the City of Eau Claire

### **Wisconsin Balance of State Continuum of Care**

Project Name: WIBOSCOG Planning Project Application FY2022

Location of the Project: 69 counties in Wisconsin – Adams, Ashland, Barron, Bayfield, Brown, Buffalo, Burnett, Calumet, Chippewa, Clark, Columbia, Crawford, Dodge, Douglas, Door, Dunn, Eau Claire, Jefferson, Fond du Lac, Florence, Forest, Grant, Green, Green Lake, Iowa, Iron, Jackson, Juneau, Kenosha, Kewaunee, La Crosse, Langlade, Lafayette, Lincoln, Manitowoc, Marathon, Marinette, Marquette, Menominee, Monroe, Oconto, Oneida, Outagamie, Ozaukee, Pepin, Pierce, Polk, Portage, Price, Richland, Rock, Rusk, Sauk, Sawyer, Shawano, Sheboygan, St. Croix, Taylor, Trempealeau, Vernon, Vilas, Walworth, Washburn, Washington, Waukesha, Waushara, Waupaca, Winnebago, Wood and the Cities of Appleton, Beloit, Eau Claire, Fond du Lac, Green Bay, Janesville, Kenosha, La Crosse, Neenah, Oshkosh, Sheboygan, Superior, Waukesha, and Wausau

### **Wisconsin Balance of State Continuum of Care**

Project Name: WIBOSCOG RRH Project

Location of the Project: 29 counties in Wisconsin – Ashland, Bayfield, Buffalo, Brown, Door, Douglas, Eau Claire, Florence, Fond du Lac, Forest, Green Lake, Iron, Jackson, Kenosha, Kewaunee, La Crosse, Langlade, Manitowoc, Marinette, Menominee, Oconto, Oneida, Price, Rock, Shawano, Sheboygan, Vilas, Walworth, Winnebago and Cities of Beloit, Eau Claire, Fond du Lac, Green Bay, Janesville, Kenosha, La Crosse, Oshkosh, Sheboygan, and Superior.

### **Wisconsin Balance of State Continuum of Care**

Project Name: WIBOSCOG RRH Project Expansion

Location of the Project: 9 counties in Wisconsin – Barron, Brown, Chippewa, Outagamie, Pierce, Price, Rusk, St. Croix, Washburn and Cities of Appleton and Green Bay

### **Wisconsin Balance of State Continuum of Care**

Project Name: WIBOSCOG Supportive Services for Coordinated Entry

Location of the Project: 69 counties in Wisconsin – Adams, Ashland, Barron, Bayfield, Brown, Buffalo, Burnett, Calumet, Chippewa, Clark, Columbia, Crawford, Dodge, Douglas, Door, Dunn, Eau Claire, Jefferson, Fond du Lac, Florence, Forest, Grant, Green, Green Lake, Iowa, Iron, Jackson, Juneau, Kenosha, Kewaunee, La Crosse, Langlade, Lafayette, Lincoln, Manitowoc, Marathon, Marinette, Marquette, Menominee, Monroe, Oconto, Oneida, Outagamie, Ozaukee, Pepin, Pierce, Polk, Portage, Price, Richland, Rock, Rusk, Sauk, Sawyer, Shawano, Sheboygan, St. Croix, Taylor, Trempealeau, Vernon, Vilas, Walworth, Washburn, Washington, Waukesha, Waushara, Waupaca, Winnebago, Wood and the Cities of Appleton, Beloit, Eau Claire, Fond du Lac, Green Bay, Janesville, Kenosha, La Crosse, Neenah, Oshkosh, Sheboygan, Superior, Waukesha, and Wausau

### **Wisconsin Balance of State Continuum of Care**

Project Name: WIBOSCOG Supportive Services for Coordinated Entry DV

Location of the Project: 67 counties in Wisconsin – Adams, Ashland, Barron, Bayfield, Brown, Buffalo, Burnett, Chippewa, Clark, Columbia, Crawford, Dodge, Douglas, Door, Dunn, Eau Claire, Jefferson, Fond du Lac, Florence, Forest, Grant, Green, Green Lake, Iowa, Iron, Jackson, Juneau, Kenosha, Kewaunee, La Crosse, Langlade, Lafayette, Lincoln, Manitowoc, Marathon, Marinette, Marquette, Menominee, Monroe, Oconto, Oneida, Ozaukee, Pepin, Pierce, Polk, Portage, Price, Richland, Rock, Rusk, Sauk, Sawyer, Shawano, Sheboygan, St. Croix, Taylor, Trempealeau, Vernon, Vilas, Walworth, Washburn, Washington, Waukesha, Waushara, Waupaca, Winnebago, Wood and the Cities of Beloit, Eau Claire, Fond du Lac, Green Bay, Janesville, Kenosha, La Crosse, Oshkosh, Sheboygan, Superior, Waukesha, and Wausau

## **Listing of Certifications of Consistency with the Consolidated Plan (Superior)**

### **Institute for Community Alliances**

Project Name: Wisconsin HMIS Project Renewal

Location of the Project: Statewide Application includes all 72 Counties and 19 Entitlement Communities

### **Northwest Community Services Agency, Inc.**

Project Name: NWCSA PSH

Location of the Project: Ashland, Bayfield, Douglas, Iron, and Price Counties and the City of Superior

### **Wisconsin Balance of State Continuum of Care**

Project Name: WIBOSCOG Planning Project Application FY2022

Location of the Project: 69 counties in Wisconsin – Adams, Ashland, Barron, Bayfield, Brown, Buffalo, Burnett, Calumet, Chippewa, Clark, Columbia, Crawford, Dodge, Douglas, Door, Dunn, Eau Claire, Jefferson, Fond du Lac, Florence, Forest, Grant, Green, Green Lake, Iowa, Iron, Jackson, Juneau, Kenosha, Kewaunee, La Crosse, Langlade, Lafayette, Lincoln, Manitowoc, Marathon, Marinette, Marquette, Menominee, Monroe, Oconto, Oneida, Outagamie, Ozaukee, Pepin, Pierce, Polk, Portage, Price, Richland, Rock, Rusk, Sauk, Sawyer, Shawano, Sheboygan, St. Croix, Taylor, Trempealeau, Vernon, Vilas, Walworth, Washburn, Washington, Waukesha, Waushara, Waupaca, Winnebago, Wood and the Cities of Appleton, Beloit, Eau Claire, Fond du Lac, Green Bay, Janesville, Kenosha, La Crosse, Neenah, Oshkosh, Sheboygan, Superior, Waukesha, and Wausau

### **Wisconsin Balance of State Continuum of Care**

Project Name: WIBOSCOG RRH Project

Location of the Project: 29 counties in Wisconsin – Ashland, Bayfield, Buffalo, Brown, Door, Douglas, Eau Claire, Florence, Fond du Lac, Forest, Green Lake, Iron, Jackson, Kenosha, Kewaunee, La Crosse, Langlade, Manitowoc, Marinette, Menomonie, Oconto, Oneida, Price, Rock, Shawano, Sheboygan, Vilas, Walworth, Winnebago and Cities of Beloit, Eau Claire, Fond du Lac, Green Bay, Janesville, Kenosha, La Crosse, Oshkosh, Sheboygan, and Superior.

### **Wisconsin Balance of State Continuum of Care**

Project Name: WIBOSCOG Supportive Services for Coordinated Entry

Location of the Project: 69 counties in Wisconsin – Adams, Ashland, Barron, Bayfield, Brown, Buffalo, Burnett, Calumet, Chippewa, Clark, Columbia, Crawford, Dodge, Douglas, Door, Dunn, Eau Claire, Jefferson, Fond du Lac, Florence, Forest, Grant, Green, Green Lake, Iowa, Iron, Jackson, Juneau, Kenosha, Kewaunee, La Crosse, Langlade, Lafayette, Lincoln, Manitowoc, Marathon, Marinette, Marquette, Menominee, Monroe, Oconto, Oneida, Outagamie, Ozaukee, Pepin, Pierce, Polk, Portage, Price, Richland, Rock, Rusk, Sauk, Sawyer, Shawano, Sheboygan, St. Croix, Taylor, Trempealeau, Vernon, Vilas, Walworth, Washburn, Washington, Waukesha, Waushara, Waupaca, Winnebago, Wood and the Cities of Appleton, Beloit, Eau Claire, Fond du Lac, Green Bay, Janesville, Kenosha, La Crosse, Neenah, Oshkosh, Sheboygan, Superior, Waukesha, and Wausau

### **Wisconsin Balance of State Continuum of Care**

Project Name: WIBOSCOG Supportive Services for Coordinated Entry DV

Location of the Project: 67 counties in Wisconsin – Adams, Ashland, Barron, Bayfield, Brown, Buffalo, Burnett, Chippewa, Clark, Columbia, Crawford, Dodge, Douglas, Door, Dunn, Eau Claire, Jefferson, Fond du Lac, Florence, Forest, Grant, Green, Green Lake, Iowa, Iron, Jackson,

Juneau, Kenosha, Kewaunee, La Crosse, Langlade, Lafayette, Lincoln, Manitowoc, Marathon, Marinette, Marquette, Menominee, Monroe, Oconto, Oneida, Ozaukee, Pepin, Pierce, Polk, Portage, Price, Richland, Rock, Rusk, Sauk, Sawyer, Shawano, Sheboygan, St. Croix, Taylor, Trempealeau, Vernon, Vilas, Walworth, Washburn, Washington, Waukesha, Waushara, Waupaca, Winnebago, Wood and the Cities of Beloit, Eau Claire, Fond du Lac, Green Bay, Janesville, Kenosha, La Crosse, Oshkosh, Sheboygan, Superior, Waukesha, and Wausau

## **Listing of Certifications of Consistency with the Consolidated Plan (Waukesha)**

### **Community Action Coalition for South Central Wisconsin, Inc.**

Project Name: Project WISH

Location of the Project: Waukesha County and the City of Waukesha

### **Hebron House of Hospitality, Inc.**

Project Name: Jeremy PSH Project

Location of the Project: Waukesha County and the City of Waukesha

### **Institute for Community Alliances**

Project Name: Wisconsin HMIS Project Renewal

Location of the Project: Statewide Application includes all 72 Counties and 19 Entitlement Communities

### **Wisconsin Balance of State Continuum of Care**

Project Name: WIBOSCOC Planning Project Application FY2022

Location of the Project: 69 counties in Wisconsin – Adams, Ashland, Barron, Bayfield, Brown, Buffalo, Burnett, Calumet, Chippewa, Clark, Columbia, Crawford, Dodge, Douglas, Door, Dunn, Eau Claire, Jefferson, Fond du Lac, Florence, Forest, Grant, Green, Green Lake, Iowa, Iron, Jackson, Juneau, Kenosha, Kewaunee, La Crosse, Langlade, Lafayette, Lincoln, Manitowoc, Marathon, Marinette, Marquette, Menominee, Monroe, Oconto, Oneida, Outagamie, Ozaukee, Pepin, Pierce, Polk, Portage, Price, Richland, Rock, Rusk, Sauk, Sawyer, Shawano, Sheboygan, St. Croix, Taylor, Trempealeau, Vernon, Vilas, Walworth, Washburn, Washington, Waukesha, Waushara, Waupaca, Winnebago, Wood and the Cities of Appleton, Beloit, Eau Claire, Fond du Lac, Green Bay, Janesville, Kenosha, La Crosse, Neenah, Oshkosh, Sheboygan, Superior, Waukesha, and Wausau

### **Wisconsin Balance of State Continuum of Care**

Project Name: WIBOSCOC Supportive Services for Coordinated Entry

Location of the Project: 69 counties in Wisconsin – Adams, Ashland, Barron, Bayfield, Brown, Buffalo, Burnett, Calumet, Chippewa, Clark, Columbia, Crawford, Dodge, Douglas, Door, Dunn, Eau Claire, Jefferson, Fond du Lac, Florence, Forest, Grant, Green, Green Lake, Iowa, Iron, Jackson, Juneau, Kenosha, Kewaunee, La Crosse, Langlade, Lafayette, Lincoln, Manitowoc, Marathon, Marinette, Marquette, Menominee, Monroe, Oconto, Oneida, Outagamie, Ozaukee, Pepin, Pierce, Polk, Portage, Price, Richland, Rock, Rusk, Sauk, Sawyer, Shawano, Sheboygan, St. Croix, Taylor, Trempealeau, Vernon, Vilas, Walworth, Washburn, Washington, Waukesha, Waushara, Waupaca, Winnebago, Wood and the Cities of Appleton, Beloit, Eau Claire, Fond du Lac, Green Bay, Janesville, Kenosha, La Crosse, Neenah, Oshkosh, Sheboygan, Superior, Waukesha, and Wausau

### **Wisconsin Balance of State Continuum of Care**

Project Name: WIBOSCOC Supportive Services for Coordinated Entry DV

Location of the Project: 67 counties in Wisconsin – Adams, Ashland, Barron, Bayfield, Brown, Buffalo, Burnett, Chippewa, Clark, Columbia, Crawford, Dodge, Douglas, Door, Dunn, Eau Claire, Jefferson, Fond du Lac, Florence, Forest, Grant, Green, Green Lake, Iowa, Iron, Jackson, Juneau, Kenosha, Kewaunee, La Crosse, Langlade, Lafayette, Lincoln, Manitowoc, Marathon, Marinette, Marquette, Menominee, Monroe, Oconto, Oneida, Ozaukee, Pepin, Pierce, Polk, Portage, Price, Richland, Rock, Rusk, Sauk, Sawyer, Shawano, Sheboygan, St. Croix, Taylor, Trempealeau, Vernon, Vilas, Walworth, Washburn, Washington, Waukesha, Waushara,



Waupaca, Winnebago, Wood and the Cities of Beloit, Eau Claire, Fond du Lac, Green Bay, Janesville, Kenosha, La Crosse, Oshkosh, Sheboygan, Superior, Waukesha, and Wausau

## **Listing of Certifications of Consistency with the Consolidated Plan (Wausau)**

### **Institute for Community Alliances**

Project Name: Wisconsin HMIS Project Renewal

Location of the Project: Statewide Application includes all 72 Counties and 19 Entitlement Communities

### **North Central Community Action Program, Inc.**

Project Name: PSH

Location of the Project: Lincoln, Wood, and Marathon Counties and the City of Wausau

### **Wisconsin Balance of State Continuum of Care**

Project Name: WIBOSCOG Planning Project Application FY2022

Location of the Project: 69 counties in Wisconsin – Adams, Ashland, Barron, Bayfield, Brown, Buffalo, Burnett, Calumet, Chippewa, Clark, Columbia, Crawford, Dodge, Douglas, Door, Dunn, Eau Claire, Jefferson, Fond du Lac, Florence, Forest, Grant, Green, Green Lake, Iowa, Iron, Jackson, Juneau, Kenosha, Kewaunee, La Crosse, Langlade, Lafayette, Lincoln, Manitowoc, Marathon, Marinette, Marquette, Menominee, Monroe, Oconto, Oneida, Outagamie, Ozaukee, Pepin, Pierce, Polk, Portage, Price, Richland, Rock, Rusk, Sauk, Sawyer, Shawano, Sheboygan, St. Croix, Taylor, Trempealeau, Vernon, Vilas, Walworth, Washburn, Washington, Waukesha, Waushara, Waupaca, Winnebago, Wood and the Cities of Appleton, Beloit, Eau Claire, Fond du Lac, Green Bay, Janesville, Kenosha, La Crosse, Neenah, Oshkosh, Sheboygan, Superior, Waukesha, and Wausau

### **Wisconsin Balance of State Continuum of Care**

Project Name: WIBOSCOG Supportive Services for Coordinated Entry

Location of the Project: 69 counties in Wisconsin – Adams, Ashland, Barron, Bayfield, Brown, Buffalo, Burnett, Calumet, Chippewa, Clark, Columbia, Crawford, Dodge, Douglas, Door, Dunn, Eau Claire, Jefferson, Fond du Lac, Florence, Forest, Grant, Green, Green Lake, Iowa, Iron, Jackson, Juneau, Kenosha, Kewaunee, La Crosse, Langlade, Lafayette, Lincoln, Manitowoc, Marathon, Marinette, Marquette, Menominee, Monroe, Oconto, Oneida, Outagamie, Ozaukee, Pepin, Pierce, Polk, Portage, Price, Richland, Rock, Rusk, Sauk, Sawyer, Shawano, Sheboygan, St. Croix, Taylor, Trempealeau, Vernon, Vilas, Walworth, Washburn, Washington, Waukesha, Waushara, Waupaca, Winnebago, Wood and the Cities of Appleton, Beloit, Eau Claire, Fond du Lac, Green Bay, Janesville, Kenosha, La Crosse, Neenah, Oshkosh, Sheboygan, Superior, Waukesha, and Wausau

### **Wisconsin Balance of State Continuum of Care**

Project Name: WIBOSCOG Supportive Services for Coordinated Entry DV

Location of the Project: 67 counties in Wisconsin – Adams, Ashland, Barron, Bayfield, Brown, Buffalo, Burnett, Chippewa, Clark, Columbia, Crawford, Dodge, Douglas, Door, Dunn, Eau Claire, Jefferson, Fond du Lac, Florence, Forest, Grant, Green, Green Lake, Iowa, Iron, Jackson, Juneau, Kenosha, Kewaunee, La Crosse, Langlade, Lafayette, Lincoln, Manitowoc, Marathon, Marinette, Marquette, Menominee, Monroe, Oconto, Oneida, Ozaukee, Pepin, Pierce, Polk, Portage, Price, Richland, Rock, Rusk, Sauk, Sawyer, Shawano, Sheboygan, St. Croix, Taylor, Trempealeau, Vernon, Vilas, Walworth, Washburn, Washington, Waukesha, Waushara, Waupaca, Winnebago, Wood and the Cities of Beloit, Eau Claire, Fond du Lac, Green Bay, Janesville, Kenosha, La Crosse, Oshkosh, Sheboygan, Superior, Waukesha, and Wausau

## WI Balance of State CoC: Project Scoring Tool 2022

### CoC Project Scoring Tool – Purpose:

The CoC Competition requires the CoC to evaluate and rank projects. The CoC is required to use objective, performance-based scoring criteria and selection priorities to determine the extent to which each project addresses HUD’s policy priorities. According to HUD, “CoCs should reallocate funds to new projects whenever reallocation would improve outcomes and reduce homelessness and consider how much each project spends to serve and house an individual/family as compared to other projects serving similar populations.”

The CoC Project Scoring Tool lays out the criteria and points possible. Each project receives a total score. Those scores are placed on one Tier, with those projects having the most points going on top and those with the least number of points going on the bottom. The top scoring projects are those that are ending homelessness, have high performance indicators, and address HUD’s policy priorities.

### Clarification about Tier 1 and Tier 2:

The separation of the one Tier into two Tiers occurs when HUD provides the limit, or the floor. This represents the total amount of funding that can be on Tier 1 with the rest going on Tier 2. That limit has been 94% of our CoC’s annual renewal demand (ARD). The ARD is the total amount of funds it would take to fund all the current projects again. With 94% as a limit on Tier 1, that means 6% of the ARD must be on Tier 2. Even if all projects scored 90% on the CoC Project Scoring Tool, 6% of the funds will still be on Tier 2. If our ARD is \$10 million, then \$600,000 of project money must be on Tier 2.

### CoC Project Scoring Tool – Process:

All CoC-funded housing projects will be ranked using the WI Balance of State CoC Project Scoring Tool. The scoring criteria is based on performance, both operations and project level. The information and data used to complete the evaluation tool includes: CoC project annual performance report (APR) submitted in SAGE, ICA generated HMIS reports, and CoC project applications. The maximum possible number of points a project can earn is 192 points.

## SECTION 1

### Final Board Policy Decisions

- (1) HMIS grant will be placed on Tier 1, at the bottom of the scorable projects.
- (2) SSO-CE and SSO-CE DV grant will be placed on Tier 1, after the HMIS grant.
- (3) New projects created with reallocated relinquished funds will be placed after the renewable new projects on Tier 1.
- (4) BONUS projects that include the HUD priorities (i.e. partnership with health care, other housing funds) that are identified in the NOFO will be placed at the top of Tier 2. These HUD priorities lead to bonus points or additional scoring advantage for the CoC. BONUS projects that do not include the HUD priorities will be placed at the bottom of Tier 2.

- (5) To be used in scoring, the APR submission must be accepted by HUD in SAGE. If there is an issue, confirmed by the HUD Milwaukee Field Office, the agency must notify the CoC Director. Limited, case-by-case, exceptions may be made.
- (6) Any renewable (non-new) project will be scored using the CoC Project Scoring Tool. All projects scoring 70% or higher and in good standing with HUD and the Balance of State CoC will automatically be eligible to submit a Project Application. If a project falls below threshold 3 consecutive grant years (i.e. 2019, 2021, 2022), the CoC reserves the right to involuntarily reallocate the entire grant.
- Any renewable (non-new) project falling below 70% must submit a Decision Form to the CoC Director. The Decision Form includes: relinquish the grant funds, reallocate the grant funds, or request reconsideration.
  - If a project fell under threshold during the FY2019 CoC Competition, the project must request an Exemption. This must be done in writing and outlining the steps taken to resolve the issues identified in the FY2019 CoC Competition and request for reconsideration process.
    - If the project is in good standing with HUD, the Balance of State CoC, and making improvements in coordination with the Board and/or BOS Staff recommendations, the project will be allowed to submit a Project Application.
    - If the project is not in good standing with HUD, or the Balance of State CoC, or has not made the improvements recommend by the Board or BOS Staff, the project will be required to complete the Decision Form.
- (7) If an agency spent less than 75% of their grant (1<sup>st</sup> year grant exempt), the agency must submit an explanation and plan to address or make changes to prevent it from happening again. If the agency has spent less than 75% of their grant after 2 years, the amount unspent will be involuntarily reallocated.
- (8) If any agency's unit utilization is less than 80%, the agency must submit an explanation and plan to address or make changes to prevent it from happening again. If an agency has a unit utilization less than 80% after 2 grant years, the funding will be involuntarily reallocated, and budget adjusted.

## SECTION 2

### Draft Timeline

If the NOFO is released and the competition begins July 1, 2022 and is due mid-October, then the a similar timeline will be followed. A final timeline will be posted on the website and sent out in email at the beginning of the competition.

July 1	Competition begins
August 15	Draft Scoring Tool results posted on website
August 31	Deadline for APR submissions in SAGE for use in scoring
September 1	Threshold determination and notice to projects
September 15	Projects under threshold decision deadline
September 16	2 <sup>nd</sup> Draft Scoring Tool results posted on website

September 30	Bonus and new project application deadline
October 1	Final Scoring Tool results posted on website
October 8	Deadline to appeal scoring tool results, request permission to reallocate

### SECTION 3 – Timely Submission (8 points possible)

Criteria	0 points	-2 points
HUD APR submitted on time in SAGE  Submission of APR ending in 2021 (2022 if available)	On time	Late
Turned in Board requested information for the purposes of the Collaborative Application on time & complete	*	Late  Incomplete
Turned in Project Application for review on time	On time	Late

Criteria	8 pts	6 pts	4 pts	2 points	1 point	0 points
Action Plan Progress	Coalition set goals, fully met goals, and created new goals	Coalition set goals, fully met some goal(s) and made progress on other goal(s), and created new goal(s) or expanded clearly on original unmet goals	Coalition set goals, did not meet any goal(s) but provided explanation as to why, is continuing to work on these, and has set other goal(s) and/or expanded on the unmet ones	Coalition set goals, did not meet any goal(s), provided minimal explanation, and does not plan to continue addressing or meeting these goal(s), has set a new goal(s)	Coalition set goals, did not meet any goal(s), did not provide any explanation, or identify a reason, has set new goal(s)	Coalition did not set goals and/or has not set new goal(s)

As stated on page 1, once the NOFA drops and competition officially begins, a final timeline will be posted to the website and sent out in email. A set deadline will be included for any project that wishes to submit a new APR in SAGE. The most recently submitted APR in SAGE and accepted by HUD will be used for scoring purposes.

**SECTION 4 – Program Performance Operations (50 points possible)**

	<b>Criteria</b>	<b>5 points</b>	<b>4 points</b>	<b>3 points</b>	<b>2 points</b>	<b>1 point</b>
1	Effective Use of Federal Funds	Spent 95 - 100% of grant	Spent 90 – 94.9% of grant	Spent 85 – 89.0% of grant	N/A	N/A
2	Unit Utilization – annual average	96-100%	90-95%	80-89%	N/A	N/A
3	Data Completeness: Don’t Know, Missing, Refused	0% - 1.0%	1.1% - 2%	2.1% - 3%	3.1% - 4%	Greater than 4.1%
4	eLOCCS Drawdown Rates	Once per quarter	N/A	N/A	N/A	N/A

**Exceptions:**

- New and first year renewals shall be exempt from scoring in the category of “Effective Use of Federal Funds” and “Unit Utilization” and will receive full points for each of those criteria.
- If an agency cannot access eLOCCS due to contractual issues with HUD, the agency is responsible to provide evidence of this situation to the Balance of State. If sufficient proof is provided, the agency will be exempt from the category of “eLOCCS Drawdown Rates” and receive full points for eLOCCS Drawdown Rates criteria.

	<b>Criteria</b>	<b>5 points</b>	<b>4 points</b>	<b>3 points</b>	<b>2 points</b>	<b>1 point</b>
5	Housing First: Non-Homeless Situations	95-100% of exits were non-homeless destinations	90-94% of exits were non-homeless destinations	80-89% of exits were non-homeless destinations	70-79% of exits were non-homeless destinations	69% or less of exits were non-homeless destinations
6	Housing First: Reason for Exit	95-100% of the reasons for exit met criteria	90-94% of the reasons for exit met criteria	80-89% of the reasons for exit met criteria	70-79% of the reasons for exit met criteria	69% or less of the reasons for exit met criteria
7	Housing First Monitoring Assessment: Access to Housing	Fully Compliant	Mostly Compliant	Somewhat Compliant	Somewhat non-compliant	Mostly Non-Compliant
8	Housing First Monitoring Assessment: Participant Input	Fully Compliant	Mostly Compliant	Somewhat Compliant	Somewhat non-	Mostly Non-Compliant

					compliant	
9	Housing First Monitoring Assessment: Leasing/Rental Assistance	Fully Compliant	Mostly Compliant	Somewhat Compliant	Somewhat non-compliant	Mostly Non-Compliant
10	Housing First Monitoring Assessment: Services	Fully Compliant	Mostly Compliant	Somewhat Compliant	Somewhat non-compliant	Mostly Non-Compliant

#### HMIS Report (ran by ICA)

- Housing First is predicated on belief that people should be re-housed when possible and all efforts should be made to prevent the return into homelessness.
  - Exits to homelessness: if a household was exited from a CoC project into a non-homeless situation
  - Reasons for Exit: if a household was exited for reasons other than non-payment of rent, non-compliance with program rules, or disagreement with rules/persons (these are considered not in line with housing first). The criteria would include reasons other than those listed above.

Housing First Assessment – this tool will be used during all desk and in-person monitorings. Points will be awarded based on the results of the project’s most recent monitoring results.

- This 5-point scale will be used for each criterion on the housing first assessment tool:
  - Fully Compliant
  - Mostly Compliant
    - 1-2 minor changes needed
    - wording in documents need to be updated but in practice agency and staff are practicing housing first
  - Somewhat Compliant
    - 1-2 practices may need to be changed
    - documents need to be updated to be housing first
    - more staff training recommended
  - Somewhat Non-compliant
    - Agency has significant changes to be made to documents and practice
    - More agency and staff training required
  - Mostly Non-Compliant
    - Rules, documents, and practices are not housing first
- The criteria within the housing first assessment will include the following:
  - Access to housing
    - Projects are low barrier at entry. Households are not denied for access within the housing first guidelines
    - Participant-centered intake process

- Compliant with equal access policy
- Participant input
  - Staff are educating participants on housing first and tenants are informed of their full rights and responsibilities as a tenant
  - Agencies and staff are creating formal opportunities for participant input and feedback about the project.
- Leasing/rental assistance
  - Housing is considered permanent
  - Participant choice in unit selection
  - Full tenant rights, including but not limited to no clauses that would be different than any other tenant; tenants are educated on their lease and rights as a tenant; eviction avoidance
- Services
  - Participant choice in services
  - Participant-centered planning, case plan development, goals
  - Services continually offered even in if temporary change in housing status (short stay in institution)
  - Services offered up to 6 months beyond exit
  - Effective services are offered, and staff are trained in effective strategies known to increase stability and form trusting relationship (harm reduction, motivational interviewing, trauma-informed approaches, strengths-based)

#### **SECTION 5 – Program Performance Measures (32 points possible)**

	<b>PSH Criteria</b>	<b>8 points</b>	<b>6 points</b>	<b>3 points</b>	<b>0 points</b>
1 a	HUD Goal: Increase Earned Income	54% or higher	35 – 53%	20 – 34%	19% or less
2	HUD Goal: Increase Non-employment Income	65% or higher	50 – 64%	35 – 49%	34% or less
3	HUD Goal: Non-Cash Benefits	65% or higher	50 – 64%	35 – 49%	34% or less
4	HUD Goal: Health Insurance	65% or higher	50 – 64%	35 – 49%	34% or less

	<b>TH &amp; RRH Criteria</b>	<b>8 points</b>	<b>6 points</b>	<b>3 points</b>	<b>0 points</b>
1 b	HUD Goal: Increase Earned Income	30% or higher	20 - 29%	10 – 19%	9% or less
2	HUD Goal: Increase Non-employment Income	65% or higher	50 – 64%	35 – 49%	34% or less
3	HUD Goal: Non-Cash Benefits	65% or higher	50 – 64%	35 – 49%	34% or less
4	HUD Goal: Health Insurance	65% or higher	50 – 64%	35 – 49%	34% or less



**SECTION 6 – System Performance Measures (40 points possible)**

	<b>Criteria</b>	<b>10 pts</b>	<b>8 pts</b>	<b>6 pts</b>	<b>4 pts</b>	<b>0 point</b>
1	Reoccurrence Rate (SPM) <i>This looks at what happens after an exit to a permanent destination.</i>	0 - 5%	5.1 – 10%	10.1 – 15%	15.1% - 20%	20.1% +

**EXCEPTION:**

For Reoccurrence Rate (SPM): If a project had no exits, the project will receive 3 points. If a project had 1 or 2 participants exit, the project will receive a minimum of 3 points. If a project had 3 or 4 participants exit, the project will receive a minimum of 2 points.

**NOTE:**

The report parameters will match the number of months required by HUD (ie. 6 mo, 12 mo, 18 mo, 24 mo)

	<b>Project Type Criteria</b>	<b>10 pts</b>	<b>5 pts</b>	<b>0 points</b>
2a	Length of Time Homeless (PSH) #1	55% or more of clients had 90 days or less between project entry and move-in date	45 – 54.9% or more of clients had 90 days or less between project entry and move-in date	Less than 44.9% of clients had 90 days or less between project entry and move-in date
	Length of Time Homeless (PSH) #2	65% of clients or more had a project entry and a move-in date	45-64.9% of clients or more had a project entry and a move-in date	Less than 44.9% of clients had a project entry and a move-in date
2b	Length of Time Homeless (TH) #1	50% or more of clients were in the project for 12 months or less	N/A	Less than 50% of clients were in the project for 12 months or less
	Length of Time Homeless (TH) #2	25% or more of clients were in the project for 12 months or less	N/A	Less than 25% of clients were in the project for 12 months or less
2c	Length of Time Homeless (RRH) #1	55% or more of clients had 90 days or less between	45 – 54.9% or more of clients had 90 days or less	Less than 44.9% of clients had 90 days or less

		project entry and move-in date	between project entry and move-in date	between project entry and move-in date
	Length of Time Homeless (RRH) #2	65% of clients or more had a project entry and a move-in date	45-64.9% of clients or more had a project entry and a move-in date	Less than 44.9% of clients had a project entry and a move-in date
3a	Exits to Permanent Housing (PSH: Exits to PH or remaining in PSH)	90% or higher	70 – 89%	69% or less
3b	Exits to Permanent Housing (RRH/TH)	80% or higher	60 – 79%	59% or less

**SECTION 7 – Population (32 points possible)**

	<b>PSH Criteria</b>	<b>8 points</b>	<b>6 points</b>	<b>4 points</b>	<b>2 points</b>	<b>0 points</b>
1	Chronic Homeless (new)	75% +	50-74%	25-49%	10-24%	9% or less
2	Stayers & leavers with 1 or more disabilities	50% +	35 - 50%	20 - 34%	10 - 19%	9% or less
3	Entries from Place Not Meant for Human Habitation	50% +	35 - 50%	20 - 34%	10 - 19%	9% or less
4	No income at entry	50% +	35 - 50%	20 - 34%	10 - 19%	9% or less

	<b>TH Criteria</b>	<b>8 points</b>	<b>6 points</b>	<b>4 points</b>	<b>2 points</b>	<b>0 points</b>
1	Chronic Homeless (new)	50% +	35 - 50%	20 - 34%	10 - 19%	9% or less
2	Stayers & leavers with 1 or more disabilities	50% +	35 - 50%	20 - 34%	10 - 19%	9% or less
3	Entries from Place Not Meant for Human Habitation	25% +	20-24%	10-19%	1-9%	0%
4	No income at entry	25% +	20-24%	10-19%	1-9%	0%

	<b>RRH Criteria</b>	<b>8 points</b>	<b>6 points</b>	<b>4 points</b>	<b>2 points</b>	<b>0 points</b>
1	Chronic Homeless (new)	25% +	20-24%	10-19%	1-9%	0%
2	Clients with 1 or more disability (new)	25% +	20-24%	10-19%	1-9%	0%
3	Entries from Place Not Meant for Human Habitation	25% +	20-24%	10-19%	1-9%	0%
4	No income at entry	25% +	20-24%	10-19%	1-9%	0%

**Exceptions:**

- Chronic Homeless (new): A process shall be established by which a project can demonstrate that at the time of a project opening, there were no chronic homeless persons on the coordinated entry list. If so, the project would be exempt and receive full points.

**SECTION 8 - Coordinated Entry (30 points possible)**

Criteria	10 points	8 points	6 points	0 points
Findings issued at most recent coordinated entry monitoring	None	Yes, but the findings were resolved within 30 days	Yes, findings were resolved within 31 – 60 days	Yes, findings were resolved 61+ days
Timely coordinated entry follow-up	95% of agency follow-ups are completed (not expired)	90-94% of agency follow-ups are completed (not expired)	80-89% of agency follow-ups are completed (not expired)	79% or less of agency follow-ups are completed (not expired)
Coordinated entry referrals accurately completed	95% of agency referral data is complete and accurate	90-94% of agency referral data is complete and accurate	80-89% of agency referral data is complete and accurate	79% of agency referral data is complete and accurate

**Notes:**

- Coordinated entry follow-ups are required within 30 days of a coordinated entry referral. Expired follow-ups are those follow-ups not made within the 30 day time frame.
- Coordinated entry referrals are required to be complete and accurate. A referral is incomplete or inaccurate if the data negatively impacts a client's prioritization. This includes missing length of time homeless, missing disability information, missing DV status, etc.

**BONUS:**

A project can receive up to 6 points for their coalition's use of coordinated entry.

	BONUS Criteria	6 points	4 points	2 points	0 points
1	A coalition demonstrates that agencies (not required to use CE) are referring people to the prioritization list and/or using the prioritization list to fill project openings.	3 or more agencies or projects	2 agencies or projects	1 agency or projects	0 agencies or projects

Examples of agencies that are not required to use CE include:

- Tenant Based Rental Assistance (TBRA), HPP Prevention projects, HPP Rapid re-housing projects, Mainstream vouchers, and other housing programs that do not use CoC or ESG funds.
- HUD-VASH, WDVA VORP, and other veteran specific programs
- police departments, school districts, public housing authorities, human services, workforce resource, hospitals, other systems of care
- emergency shelters or motel voucher programs that do not receive ESG funds or are not otherwise required to use coordinated entry

#### **SECTION 9 – Point-in-Time (penalty points only)**

<b>Criteria</b>	<b>Subtract</b>
Non-Participation by COC Funded agency in overnight Street Count during the January PIT – penalty applies to the agency only.	10 points
Late submission of Final Deadline for January PIT data – this will be applied to the entire local continua.	10 points
Non-Participation by COC Funded agency in overnight Street Count during the July PIT – penalty applies to the agency only.	10 points
Late submission of Final Deadline for July PIT data – this will be applied to the entire local continua.	10 points

#### **SECTION 10 - Tiebreaker**

Once the total number of points are calculated, the number of points earned will be divided by the total possible points for that project type. The resulting percentage will be placed in descending order, highest at top and lowest at bottom. If there is a tie between projects, a tiebreaker score will be used.

The tiebreaker score will be based on cost effectiveness. The total HUD grant award amount will be divided by the number of successful outcomes. Successful outcome for all projects (other than PSH) is exiting to permanent housing. Successful outcome for PSH includes exits to permanent housing and remaining in permanent housing.

#### Example

A non-PSH project gets \$100,000 grant. 25 households successfully went to permanent housing. The cost per successful outcome is: \$4,000.

A PSH project gets \$100,000 grant. 5 households successfully went to permanent housing. 4 households remain in permanent housing. The cost per successful outcome is: \$11,111.

## CoC Project Scoring Tool 2022-FINAL-Explanation

This document reflects: data collected through HMIS, SAGE, and project applications along with additional scoring criteria (i.e. action plans, PIT, housing first, and coordinated entry).

### RANKING

The Ranking tab is the list of renewal and new projects submitted for the FY2022 COC Competition. All projects must be listed on the Scoring Tool.

The projects are listed from highestest percentage to the lowest. Any tie is managed through cost per successful outcome. The project with the smaller cost will be ranked first.

For the WI Balance of State, the Annual Renewal Demand (ARD) is \$12,574,269. The ARD is determined by HUD and posted on the Grant Inventory Worksheet (GIW).

HUD determines the Tier limits. This year, Tier 1 is 95% the current ARD.

### TIEBREAKER

The Tiebreaker tab is the list of renewal projects and the data from their APR regarding number of leavers, number of leavers exiting to another permanent housing destination, and if a PH program - the number of stayers as well.

For non-PSH, the cost is determined by dividing the number of successful PH exits by number of people exiting.

For PSH, the cost is determined by dividing the number of successful PH exits plus the number of stayers by the number of people exiting plus the number of people staying.

### SCORING-POINTS

The Points tab shows each of the scoring areas in which projects can earn points. This tab shows the amount of points and the corresponding percentages.

### EVALUATION

The Evaluation tab shows the projects and the points received in each area based on the points listed on the data tab.

For each area that a project did not receive full points there is an inserted comment.

### DATA

The Data tab shows the list of projects and the data pulled from the APRs in the key areas.

The data regarding length of time homeless, reoccurrence, chronic homeless and disabilities were gathered from independent HMIS-based reports by ICA.

### ADDITIONAL EXPLANATION

This tab further explains the scoring breakdown for the action plan review, housing first, and coordinated entry.

## Wisconsin Balance of State Continuum of Care Board Scoring Tool (FY2021)

**FINAL**

Rank	Applicant Name	Project Name	Type	Project Score (%)	Project Score (Pts)	Project Accept or Reject Status	Amount of Funds Requested
1	Couleecap, Inc.	Couleecap Housing First Permanent Housing Program	PSH	89.58%	172/192	Accept	\$243,535
2	Walworth County Housing Authority	Hartwell Street Apartments	PSH	88.37%	152/172	Accept	\$70,810
3	Kenosha Human Development Services	MyHOME Rapid Rehousing Project	RRH	84.62%	154/182	Accept	\$160,043
4	Community Action Coalition for South-Central Wisconsin	Project WISH	PSH	83.91%	146/174	Accept	\$203,312
5	Kenosha Human Development Services	Kenosha Permanent Housing Connections	PSH	83.15%	153/184	Accept	\$419,846
6	Couleecap, Inc.	Couleecap Housing First II PSH	PSH	83.15%	153/184	Accept	\$402,141
7	Newcap, Inc.	Brown County PSH Individuals	PSH	82.97%	151/182	Accept	\$952,079
8	North Central Community Action Program, Inc.	NCCAP Permanent Supportive Housing	PSH	82.81%	159/192	Accept	\$191,217
9	Western Dairyland Economic Opportunity Council, Inc.	Western Dairyland PSH 1	PSH	82.07%	151/184	Accept	\$278,798
10	City of Appleton	Fox Cities HP Rapid Re-Housing Program	RRH	80.46%	140/174	Accept	\$62,780
11	West Central Wisconsin Community Action Agency, Inc.	West CAP Rapid Re-Housing	RRH	79.95%	153.5/192	Accept	\$363,988
12	Pillars, Inc	It Takes a Village Permanent Supportive Housing Program	PSH	79.17%	152/192	Accept	\$190,890
13	West Central Wisconsin Community Action Agency, Inc.	West CAP Permanent Supportive Housing	PSH	78.53%	144.5/184	Accept	\$169,467
14	City of Appleton	Fox Cities Housing Coalition RRH Program	RRH	77.60%	149/192	Accept	\$191,952

15	Kenosha Human Development Services, Inc.	KYF Rapid Rehousing Project	RRH	76.04%	146/192	Accept	\$145,983
16	City of Appleton	Fox Cities Housing Coalition RRH Program Expansion	RRH	75.82%	138/182	Accept	\$85,187
17	Western Dairyland Economic Opportunity Council, Inc.	Western Dairyland PSH 3	PSH	75.52%	145/192	Accept	\$200,233
18	House of Hope Green Bay, Inc	House of Hope Youth Rapid Re-Housing	RRH	75.27%	137/182	Accept	\$179,114
19	Newcap, Inc.	SHP Housing First	PSH	75.27%	137/182	Accept	\$214,395
20	Lutheran Social Services of Wisconsin and Upper Michigan, In	Welcome Home Eau Claire	RRH	74.71%	130/174	Accept	\$92,740
21	West Central Wisconsin Community Action Agency, Inc.	West CAP Permanent Supportive Housing II	PSH	73.90%	134.5/182	Accept	\$663,286
22	Newcap, Inc.	Brown County Youth RRH Project	RRH	73.44%	141/192	Accept	\$372,370
23	ADVOCAP, Inc.	COC WinnebagoLand Rapid Rehousing	RRH	72.92%	140/192	Accept	\$125,684
24	ADVOCAP, Inc.	ADVOCAP Fond du Lac Rapid Rehousing	RRH	72.92%	140/192	Accept	\$100,608
25	Newcap, Inc.	Brown County PSH Families	PSH	72.56%	119/164	Accept	\$68,077
26	Community Action, Inc. of Rock & Walworth Counties	CAI_PSH	PSH	71.26%	124/174	Accept	\$234,206
27	Community Action, Inc. of Rock & Walworth Counties	CAI_RRH	RRH	70.83%	136/192	Accept	\$503,493
28	ADVOCAP, Inc.	WinnebagoLand Rapid Rehousing	RRH	69.57%	128/184	Accept	\$278,224
29	Central Wisconsin Community Action Council, Inc.	Project Chance Rapid Re-Housing	RRH	69.27%	133/192	Accept	\$292,804
30	Wisconsin Balance of State Continuum of Care, Inc.	WIBOSCOC RRH Project	RRH	1st time renewal	N/A	Accept	\$2,874,122

31	Hebron House of Hospitality, Inc	Jeremy PSH Project	PSH	Transition Grant - New	N/A	Accept	\$118,755
32	Lakeshore CAP Inc. of Wisconsin	Lakeshore PSH	PSH	Transition Grant - New	N/A	Accept	\$140,259
33	Institute for Community Alliances	Wisconsin HMIS Project Renewal	HMIS	HMIS	N/A	Accept	\$371,429
34	Wisconsin Balance of State Continuum of Care, Inc.	WIBOSCOC Supportive Services for Coordinated Entry	SSO	SSO CE	N/A	Accept	\$717,935
35	Wisconsin Balance of State Continuum of Care, Inc.	WIBOSCOC Supportive Services for Coordinated Entry DV	SSO	SSO CE DV	N/A	Accept	\$176,000
<b>Total ARD (GIW) = \$12,574,269 (Tier 1 is 95%, limit: 11,945,556)</b>							
				<i>Tier 1 Total</i>			<b>11,855,762</b>

Tier 2							
36	Western Dairyland Economic Opportunity Council, Inc.	PHASE 1 (expansion)	PSH	New - Bonus	352.75/365	Accept	\$234,622
37	House of Hope Green Bay, Inc	House of Hope Youth Rapid Rehousing Project II (expansion)	RRH	New - Bonus	319/345	Accept	\$347,252
38	ADVOCAP, Inc.	Winnebagoland PSH	PSH	68.13%	124/182	Accept	\$137,025
39	Community Action Coalition for South-Central Wisconsin	Jefferson County Transitional Housing Program	TH	66.30%	122/184	Accept	\$168,164
40	Northwest Wisconsin Community Services Agency Inc.	NWCSA PSH	PSH	62.09%	113/182	Accept	\$125,004
41	The Salvation Army	Permanent Supportive Housing	PSH	61.72%	118.5/192	Accept	\$288,314
42	Wisconsin Balance of State Continuum of Care, Inc.	WIBOSCOC RRH Project Expansion	RRH	New - Bonus DV	N/A	Accept	\$1,243,572
				<i>Tier 2 Total</i>			<b>\$2,543,953</b>



Tier 2 = Bonus

DV Bonus: \$1,243,572

PH Bonus: \$628,713

**Voluntary Relinquishment of Funds**

		<b>TOTAL</b>					<b>\$0</b>

**Voluntary Reallocation of Funds - Transition Grants (new)**

31	Hebron House of Hospitality, Inc	Jeremy House Safe Haven	SH				\$118,755
32	Lakeshore CAP Inc. of Wisconsin	RRH	RRH				\$140,259
		<b>TOTAL</b>					<b>\$259,014</b>

**Reallocated Funds**

		<b>TOTAL</b>					<b>\$0</b>

**NEW PROJECTS**

36	Western Dairyland Economic Opportunity Council, Inc.	PSH 1 Expansion	PSH	96.64%	352.75/365	Accept	\$234,622
37	House of Hope Green Bay, Inc	RRH Expansion	RRH	92.46%	319/345	Accept	\$347,252
42	Wisconsin Balance of State Continuum of Care, Inc.	WIBOSCOC RRH Project Expansion	RRH	4 subrecipients selected		Accept	\$1,243,572
		<b>TOTAL</b>					<b>\$1,825,446</b>

022)

Scoring Tiebreaker (if needed)
\$ 11,587.30
\$ 5,057.86
\$ 31,720.60
\$ 17,600.73
\$ 12,832.71
\$ 14,062.07
\$ 13,215.24
\$ 14,446.23
\$ 11,975.18
\$ 14,531.00
\$ 8,734.30
\$ 7,914.70
\$ 12,286.92
\$ 12,232.00

\$ 18,037.88
\$ 9,808.38
\$ 17,340.91
\$ 7,201.04
\$ 8,016.62
NA
\$ 10,213.45
\$ 40,585.11
\$ 6,297.26
\$ 24,171.00
\$ 28,510.00
\$ 7,157.71
\$ 13,692.26
\$ 24,296.00
\$ 5,581.55
\$ 10,164.74

N/A
N/A
N/A
N/A
N/A
N/A

N/A
N/A
\$ 26,591.60
\$ 24,023.43
\$5,893.50
\$6,967.20
N/A

**CoC Project Scoring Tool 2022-FINAL-Tiebreaker**

**Applicant Info**

Agency	Type	Program Name	Total Award \$	# Leavers to PH (TH/RRH)	Cost Per Successful Outcome
ADVOCAP	RRH	ADVOCAP Fond du Lac Rapid Rehousing	\$96,684	4	\$24,171.00
ADVOCAP	RRH	Winnebagoland Rapid Rehousing	\$267,256	11	\$24,296.00
ADVOCAP	RRH	COC Winnebagoland Rapid Rehousing	\$119,648	19	\$6,297.26
CAI	RRH	CAI_RRH	\$465,537	34	\$13,692.26
City of Appleton	RRH	Fox Cities Housing Coalition Rapid Re-Housing	\$183,480	15	\$12,232.00
City of Appleton	RRH	Fox Cities Housing Coalition Rapid Re-Housing Expansion	\$78,467	8	\$9,808.38
City of Appleton	RRH	Fox Cities HP Rapid Re-Housing	\$58,124	4	\$14,531.00
CWCAC	RRH	Project Chance Rapid Rehousing	\$273,496	49	\$5,581.55
House of Hope - Green Bay	RRH	Youth Rapid Rehousing	\$180,026	25	\$7,201.04
KHDS	RRH	KYF Rapid Rehousing Project	\$144,303	8	\$18,037.88
KHDS	RRH	MyHOME Rapid Rehousing Project	\$158,603	5	\$31,720.60
Lakeshore CAP	RRH	RRH	\$132,711	31	\$4,281.00
Lutheran Social Services	RRH	Welcome Home Eau Claire (RRH)	\$89,476	0	#DIV/0!
Newcap	RRH	Brown County Youth RRH Project	\$365,266	9	\$40,585.11
West CAP	RRH	West CAP Rapid Rehousing II	\$349,372	40	\$8,734.30
WI Balance of State CoC	RRH	RRH Project	\$1,026,639	101	\$10,164.74
Hebron House	SH	Jeremy House Safe Haven	\$118,755	2	\$59,377.50
CACSCW	TH	Jefferson County TH	\$168,164	7	\$24,023.43
Agency	Type	Program Name	Total Award \$	# Leavers to PH + Stayers (PSH)	Cost Per Successful Outcome
ADVOCAP	PSH	Winnebagoland PSH	\$132,958	5	\$26,591.60
CACSCW	PSH	Project WISH	\$193,608	11	\$17,600.73
CAI	PSH	CAI_PSH	\$221,889	31	\$7,157.71
Coulecap	PSH	Housing First PHP	\$231,746	20	\$11,587.30
Coulecap	PSH	Housing First II PHP	\$379,676	27	\$14,062.07

KHDS	PSH	Kenosha Permannet Housing Connections	\$397,814	31	\$12,832.71
Newcap	PSH	SHP Housing First	\$208,432	26	\$8,016.62
Newcap	PSH	Brown County PSH Individuals	\$898,636	68	\$13,215.24
Newcap	PSH	Brown County PSH Families	\$313,610	11	\$28,510.00
NCCAP	PSH	PSH	\$187,801	13	\$14,446.23
NWCSA	PSH	PSH	\$117,870	20	\$5,893.50
Pillars	PSH	It takes a Village PSH	\$182,038	23	\$7,914.70
The Salvation Army	PSH	Permanent Supportive Housing	\$278,688	40	\$6,967.20
Walworth County Housing Authority	PSH	Hartwell Street Apartments	\$70,810	14	\$5,057.86
West CAP	PSH	West CAP Permanent Supportive Housing	\$159,730	13	\$12,286.92
West CAP	PSH	West CAP Permanent Supportive Housing II	\$633,234	62	\$10,213.45
Western Dairyland	PSH	PSH 1	\$263,454	22	\$11,975.18
Western Dairyland	PSH	PSH 3	\$190,750	11	\$17,340.91

CoC Project Scoring Tool 2022-FINAL-Evaluation

		ADVOCAP	ADVOCAP	ADVOCAP	ADVOCAP	CACSCW	CACSCW	CAI	CAI	City of Appleton	City of Appleton	City of Appleton
		Fond du Lac RRH	Winn. PSH	Winn. RRH	COC Winn. RRH	Jefferson TH	PSH	RRH	PSH	Fox Cities RRH	Fox Cities RRH Exp	HP RRH
P T 1 & 7	SAGE APR on time (0)	0	0	0	0	0	0	0	0	0	0	0
	Board Request on time & complete (0)	0	0	0	0	0	0	0	0	0	0	0
	Project App. on time (0)	0	0	0	0	0	0	0	0	0	0	0
	Action Plan (8)	5	5	5	5	5	7	6	6	7	7	7
	Non-Part Jan. PIT (0)	0	0	0	0	0	0	0	0	0	0	0
	Data Jan. PIT (0)	0	0	0	0	0	0	0	0	0	0	0
	Non-Part July PIT (0)	0	0	0	0	0	0	0	0	0	0	0
	Data July PIT (0)	0	0	0	0	0	0	0	0	0	0	0
P T	Effective Use (5)	4	0	0	4	0	5	0	5	5	4	5
	Unit Utilization (5)	5	0	3	5	0	5	0	0	5	5	5
	Data Complete (5)	5	5	5	5	5	2	4	5	5	5	4
	eLOCCS (5)	0	5	5	5	5	5	5	5	5	5	5
	HF-exits (5)	5	1	1	4	5	5	5	5	3	5	5





<b>T</b> <b>6</b>	<b>Follow up (10)</b>	8	8	8	8	8	8	0	0	8	8	8
	<b>Referrals (10)</b>	6	6	6	6	10	10	6	6	8	8	8
<b>TOTAL Earned</b>		<b>138</b>	<b>122</b>	<b>126</b>	<b>138</b>	<b>120</b>	<b>144</b>	<b>134</b>	<b>122</b>	<b>143</b>	<b>132</b>	<b>134</b>
<b>CE BONUS (up to 6)</b>		<b>2</b>	<b>2</b>	<b>2</b>	<b>2</b>	<b>2</b>	<b>2</b>	<b>2</b>	<b>2</b>	<b>6</b>	<b>6</b>	<b>6</b>
<b>Penalty Points</b>												
<b>Total earned plus BONUS</b>		<b>140</b>	<b>124</b>	<b>128</b>	<b>140</b>	<b>122</b>	<b>146</b>	<b>136</b>	<b>124</b>	<b>149</b>	<b>138</b>	<b>140</b>
<b>TOTAL Possible</b>		<b>192</b>	<b>182</b>	<b>184</b>	<b>192</b>	<b>184</b>	<b>174</b>	<b>192</b>	<b>174</b>	<b>192</b>	<b>182</b>	<b>174</b>
<b>Percentage Score</b>		<b>72.92%</b>	<b>68.13%</b>	<b>69.57%</b>	<b>72.92%</b>	<b>66.30%</b>	<b>83.91%</b>	<b>70.83%</b>	<b>71.26%</b>	<b>77.60%</b>	<b>75.82%</b>	<b>80.46%</b>
192 points		ADVOCAP	ADVOCAP	ADVOCAP	ADVOCAP	CACSCW	CACSCW	CAI	CAI	City of Appleton	City of Appleton	City of Appleton
		Fond du Lac RRH	Winn. PSH	Winn. RRH	COC Winn. RRH	Jefferson TH	PSH	RRH	PSH	Fox Cities RRH	Fox Cities RRH Exp	HP RRH

Couleecap	Couleecap	CWCAC	House of Hope	KHDS	KHDS	KHDS	LSS	NEWCAP	NEWCAP	NEWCAP	NEWCAP	NCCAP	NWCSA
Housing First	Housing First 2	RRH	RRH	KYF RRH	PSH	My Home RRH	RRH	SHP Housing First PSH	Brown PSH I	Brown PSH Families	Brown Youth RRH	PSH	PSH
0	0	0	0	0	0	0	-2	0	0	0	0	0	0
0	0	0	0	0	0	0	0	0	0	0	0	0	0
0	0	0	0	0	0	0	0	0	0	0	0	0	0
7	7	7	7	7	7	7	7	5	7	7	7	7	5
0	0	0	0	0	0	0	0	0	0	0	0	0	0
0	0	0	0	0	0	0	0	0	0	0	0	0	0
0	0	0	0	0	0	0	0	0	0	0	0	0	0
0	0	0	0	0	0	0	0	0	0	0	0	0	0
5	5	4	5	5	5	5	0	5	5	5	5	5	0
4	4	3	5	3	5	5	0	3	5	5	5	4	0
5	5	5	3	5	5	5	2	5	5	4	5	5	3
5	5	0	5	5	5	5	5	5	5	5	5	5	5
5	1	5	5	5	5	3	5	5	5	NA	5	5	3



10	10	0	6	6	6	6	10	6	6	6	6	10	10
10	10	0	0	8	8	8	10	6	6	6	6	0	6
166	147	131	135	142	149	150	130	135	149	117	139	157	113
6	6	2	2	4	4	4	2	2	2	2	2	2	0
							2						
172	153	133	137	146	153	154	130	137	151	119	141	159	113
192	184	192	182	192	184	182	174	182	182	164	192	192	182
89.58%	83.15%	69.27%	75.27%	76.04%	83.15%	84.62%	74.71%	75.27%	82.97%	72.56%	73.44%	82.81%	62.09%
Couleecap	Couleecap	CWCAC	House of Hope	KHDS	KHDS	KHDS	LSS	NEWCAP	NEWCAP	NEWCAP	NEWCAP	NCCAP	NWCSA
Housing First	Housing First 2	RRH	RRH	KYF RRH	PSH	My Home RRH	RRH	SHP Housing First PSH	Brown PSH I	Brown PSH Families	Brown Youth RRH	PSH	PSH

Pillars	The Salvation Army of St. Croix	Walworth County Housing Authority	West CAP	West CAP	West CAP	Western Dairyland EOC	Western Dairyland EOC	WI BOS
ITAV PSH	PSH	PSH	RRH II	PSH	PSH 2	PSH 1	PSH 3	RRH
0	0	0	0	0	0	0	0	0
0	0	0	0	0	0	0	0	0
0	0	0	0	0	0	0	0	0
7	3.5	6	3.5	3.5	3.5	7	7	5.8
0	0	0	0	0	0	0	0	0
0	0	0	0	0	0	0	0	0
0	0	0	0	0	0	0	0	0
0	0	0	0	0	0	0	0	0
0	0	0	0	0	0	0	0	0
5	4	5	5	0	3	5	4	5
4	0	4	3	4	4	5	5	4
5	5	5	5	5	5	5	5	3
5	5	5	5	5	5	5	5	5
3	5	5	4	5	2	2	1	5

Hebron House	Lakeshore CAP
Safe Haven	RRH
0	0
0	0
new	new
7	6
0	0
0	0
0	0
0	0
0	0
5	0
4	0
5	5
5	5
1	2

1	1	1	1	1	1	1	1	1
4	3	3	4	4	4	5	5	3.8
4	3	4	3	3	3	4	4	3.8
5	4	5	5	5	5	5	5	4
4	4	5	5	5	5	4	4	3.8
0	0	0	3	3	0	3	0	6
3	0	8	0	3	0	3	0	3
8	8	8	8	8	8	8	6	8
8	8	8	8	8	8	8	8	8
0	4	10	8	10	NA	10	6	NA
10	10	10	10	10	10	10	10	10
10	10	10	10	10	10	10	10	10
10	5	10	5	10	10	5	5	10
8	4	8	8	NA	8	NA	8	2
8	8	8	8	8	8	8	8	4
4	2	6	8	4	4	6	6	2
4	6	8	8	4	2	6	6	8
8	8	8	8	8	8	8	8	8

1	5
4	4
3	3
NA	3
4	4
6	3
0	0
6	8
8	8
10	0
NA	10
NA	5
0	0
NA	2
NA	6
NA	6
NA	6
10	10

8	6	NA	6	6	6	8	8	8
10	0	NA	10	10	10	8	8	6
<b>146</b>	<b>116.5</b>	<b>150</b>	<b>151.5</b>	<b>142.5</b>	<b>132.5</b>	<b>149</b>	<b>143</b>	<b>137.2</b>
6	2	2	2	2	2	2	2	2
152	118.5	152	153.5	144.5	134.5	151	145	139.2
192	192	172	192	184	182	184	192	182
<b>79.17%</b>	<b>61.72%</b>	<b>88.37%</b>	<b>79.95%</b>	<b>78.53%</b>	<b>73.90%</b>	<b>82.07%</b>	<b>75.52%</b>	<b>76.48%</b>
Pillars	The Salvation Army of St. Croix	Walworth County PHA	West CAP	West CAP	West CAP	Western Dairyland EOC	Western Dairyland EOC	WI BOS
ITAV PSH	PSH	PSH	RRH II	PSH	PSH 2	PSH 1	PSH 3	RRH

6	10
0	0
<b>85</b>	<b>111</b>
2	2
<b>87</b>	<b>113</b>
130	192
<b>66.92%</b>	<b>58.85%</b>
Hebron House	Lakeshore CAP
Safe Haven	RRH

**CoC Project Scoring Tool 2022-FINAL-Scoring Points**

**Part 1: Timeliness & Action Plans (maximum 8 points)**

Timeliness		
APR (SAGE)	0	-2
Board Request	0	-2
Project Application	0	-2

Action Plan		
Met all goals	set new ones	8
Met some + progress	set new ones	6
Did not meet any, continue progress	set new ones	4
Did not meet any, minimal explanation	set new ones	2
Did not meet, no explanation	set new ones	1
Did not set any goals		0

**Part 2: Objective Criteria: Program Performance-Operations (maximum 50 points)**

Operations	5	4	3	2	1
Effective Use of Federal Funds	95-100%	90-94.9%	85-89.9%	NA	NA
Unit Utilitization	96-100%	90-95%	80-89%	NA	NA
Data Completeness	0 - 1.0%	1.1 - 2%	2.1 - 3%	3.1 - 4%	>4.1%
eLOCCS Drawdown	1 x/quarter	NA	NA	NA	NA
<b>Housing First</b>	<b>5</b>	<b>4</b>	<b>3</b>	<b>2</b>	<b>1</b>
Exits to Homelessness	95-100%	90-94%	80-89%	70-79%	69% or less
Reasons for Exit	95-100%	90-94%	80-89%	70-79%	69% or less
Monitoring - access	fully compliant	mostly compliant	somewhat compliant	somewhat non-compliant	mostly non-compliant
Monitoring - participant	fully compliant	mostly compliant	somewhat compliant	somewhat non-compliant	mostly non-compliant



Monitoring - leasing/rental	fully compliant	mostly compliant	somewhat compliant	somewhat non-compliant	mostly non-compliant
Monitoring - services	fully compliant	mostly compliant	somewhat compliant	somewhat non-compliant	mostly non-compliant

**Part 3: Objective Criteria: Program Performance (Maximum 32 points)**

<b>PSH Projects</b>	8	6	3	0
Increase Earned Income	54%+	35-53%	20-34%	19% or less
Increase Non-employment income	65%+	50-64%	35-49%	34% or less
Connect to Non-cash benefits	65%+	50-64%	35-49%	34% or less
Connect to health insurance	65%+	50-64%	35-49%	34% or less
<b>TH &amp; RRH Projects</b>	8	6	3	0
Increase Earned Income	30%+	20-29%	10-19%	9% or less
Increase Non-employment income	65%+	50-64%	35-49%	34% or less
Connect to Non-cash benefits	65%+	50-64%	35-49%	34% or less
Connect to health insurance	65%+	50-64%	35-49%	34% or less

*\*Housing Stability, Cash & non-Cash income are both program performance measures but also are system performance measures.*

**Part 4: System Performance Measures (Maximum 40 points)**

<b>Reoccurrence</b>	10	8	6	4	0
SPM Report	0-5%	5.1-10%	10.1-15%	15.1-20%	20.1%+
<b>LOTH - Project Type</b>	10	5	0		
LOTH PSH #1 (90 days or less)	55%+	45-54.9%	44.9% or less		
LOTH PSH #2 (has move in)	65%+	45-64.9%	44.9% or less		
LOTH TH #1 (12 mo or less)	50%+	NA	Less than 50%		
LOTH TH #2 (12 mo or less)	25%+	NA	Less than 25%		
LOTH RRH #1 (90 days or less)	55%+	45-54.9%	44.9% or less		
LOTH RRH #2 (has move in)	65%+	45-64.9%	44.9% or less		
<b>Housing Stability</b>	10	5	0		
Housing Stability PSH (exit + remaining)	90%+	70-89%	69% or less		
Housing Stability TH & RRH (exits)	80%+	60-79%	59% or less		

*\*LOTH = length of time homeless*

<b>Part 5: Type of Population (Maximum 32 points)</b>					
<b>PSH Projects</b>	8	6	4	2	0
Chronic homeless	75%+	50-74%	25-49%	10-24%	9% or less
disabilities	50%+	35-50%	20-34%	10-19%	9% or less
place not meant HH	50%+	35-50%	20-34%	10-19%	9% or less
no income at entry	50%+	35-50%	20-34%	10-19%	9% or less
<b>TH Projects</b>	8	6	4	2	0
Chronic homeless	50%+	35-50%	20-34%	10-19%	9% or less
disabilities	50%+	35-50%	20-34%	10-19%	9% or less
place not meant HH	25%+	20-24%	10-19%	1-9%	0%
no income at entry	25%+	20-24%	10-19%	1-9%	0%
<b>RRH Projects</b>	8	6	4	2	0
Chronic homeless	25%+	20-24%	10-19%	1-9%	0%
disabilities	25%+	20-24%	10-19%	1-9%	0%
place not meant HH	25%+	20-24%	10-19%	1-9%	0%
no income at entry	25%+	20-24%	10-19%	1-9%	0%

Specific severe barriers included: length of time homeless (SPM), no income (obj), disability-SA (obj), unsheltered (obj), coordinated entry-vulnerability score( addt'l)

<b>Part 6: Coordinated Entry (Maximum 30 points)</b>				
<b>Coordinated Entry (CE)</b>	10	8	6	0
Findings	none	yes >30	31-60 days	61+
Timely FU	95%	90-94%	80-89%	79% or less

<b>Total Points Possible = 192 pts</b>		
<b>Objective Criteria =</b>	69	35.9%
Timely Submission-eLoccs (5), Unit Utilization (5), Effective use of funds (5), performance-data completeness (5), Housing first (25), type of population-chronicity (8), adult w/disability (8), no income at entry (8), enter from unsheltered (8)		
<b>System performance =</b>	61	31.8%
housing stability-exit & retention (10), increase job growth-income & nonearned (16), reoccurrence (10), LOTH by project type (20), housing first-exits to PH (5)		
<b>Additional =</b>	54	28.1%
Action Plans (8), non-cash benefits (8), health insurance (8), CE (30)		

<b>BONUS</b>	6	4	2	0
Use of CE	3+	2	1	0

<b>Tiebreaker: Cost Effectiveness</b>	
Total HUD awarded divided by # successful outcomes	
Successful = exits to PH (or retention for PSH)	

<b>Part 7: Point-in-Time (Penalty Points Only)</b>	
Non-participation Jan.	-10
Late Submission - Jan.	-10

Referrals	95%	90-94%	80-89%	79% or less
-----------	-----	--------	--------	-------------

Non-participation July	-10
Late Submission - July	-10



HUD required 33% - cost  
eff, timely draws,  
utilization rate, perf  
data, type pop, type  
housing

HUD required 20% -  
system performance  
criteria - exits to PH,  
retention of PH, LOTH,  
returns

CoC Project Scoring Tool 2022-FINAL-Data

Part 1: Timeliness & Action Plan

Agency Name	Project Name	APR Grant Year	APR Deadline	HUD APR - SAGE Submitted	Accepted by HUD Milw. FO	Board Req.	Proj. App.	Action Plan	Total award	Total Spent	Unspent Funds
ADVOCAP	ADVOCAP Fond du Lac Rapid Rehousing	9/1 - 8/31	11.30.22	9.29.21	10.7.21	yes	yes	5.0	\$96,684.00	\$86,724.19	\$9,959.81
ADVOCAP	WinnebagoLand PSH	1/1 - 12/31	3.31.22	3.31.22	4.22.22	yes	yes	5.0	\$132,958.00	\$94,893.85	\$38,064.15
ADVOCAP	WinnebagoLand Rapid Rehousing	1/1 - 12/31	3.31.22	3.31.22	4.22.22	yes	yes	5.0	\$267,256.00	\$194,095.06	\$73,160.94
ADVOCAP	COC WinnebagoLand Rapid Rehousing	1/1 - 12/31	3.31.22	3.31.22	rej 4/11, s 4/22, rej 4/22, s 4/22, rej 6/30, s 8/19, A 8/19	yes	yes	5.0	\$119,648.00	\$111,025.42	\$8,622.58
CACSCW	Jefferson County TH	5/1 - 4/30	7.31.22	7.27.22	7.28.22	yes	yes	5.0	\$168,164.00	\$122,444.00	\$45,720.00
CACSCW	Project WISH	9/1 - 8/31	11.29.21	11.23.21	12.14.21	yes	yes	7.0	\$193,608.00	\$188,025.00	\$5,583.00
CAI	CAI_RRH	1/1 - 12/31	3.31.22	3.31.22	4.20.22	yes	yes	6.0	\$465,537.00	\$318,569.84	\$146,967.16
CAI	CAI_PSH	9/1 - 8/31	11.29.21	11.15.21	12.2.21	yes	yes	6.0	\$221,889.00	\$216,957.27	\$4,931.73
City of Appleton	Fox Cities Housing Coalition Rapid Re-Housing	10/1 - 9/30	12.31.21	10.27.21	10.29.21	yes	yes	7.0	\$183,480.00	\$183,480.00	\$0.00
City of Appleton	Fox Cities Housing Coalition Rapid Re-Housing Expansion	10/1 - 9/30	12.31.21	10.27.21	11.3.21	yes	yes	7.0	\$78,467.00	\$73,332.00	\$5,135.00
City of Appleton	Fox Cities HP Rapid Re-Housing	1/1 - 12/31	3.31.22	1.21.22	1.27.22	yes	yes	7.0	\$58,124.00	\$57,490.00	\$634.00
Couleecap	Housing First PHP	10/1 - 9/30	12.31.21	12.21.21	12.22.21	yes	yes	7.0	\$231,746.00	\$231,746.00	\$0.00
Couleecap	Housing First II PHP	10/1 - 9/30	12.31.21	12.21.21	12.22.21	yes	yes	7.0	\$379,676.00	\$379,676.00	\$0.00
CWCAC	Project Chance Rapid Rehousing	8/1 - 7/31	10.29.21	9.28.21	10.7.21	yes	no	7.0	\$273,496.00	\$248,319.00	\$25,177.00
House of Hope - Green Bay	Youth Rapid Rehousing	8/1 - 7/31	10.29.22	8.5.22	8.19.22	yes	yes	7.0	\$180,026.00	\$180,026.00	\$0.00

KHDS	KYF Rapid Rehousing Project	7/1 - 6/30	9.28.22	8.11.2022	pending as of 8.24.22	yes	yes	7.0	\$144,303.00	\$142,480.00	\$1,823.00
KHDS	Kenosha Permannet Housing Connections	1/1 - 12/31	3.31.22	2.28.22	3.11.22	yes	yes	7.0	\$397,814.00	\$397,814.00	\$0.00
KHDS	MyHOME Rapid Rehousing Project	3/1 - 2/28	5.31.22	5.26.22	6.27.22	yes	yes	7.0	\$158,603.00	\$157,954.00	\$649.00
Lutheran Social Services	Welcome Home Eau Claire (RRH)	7/1 - 6/30	9.28.21	1.18.22	3.9.22	yes	yes	7.0	\$89,476.00	\$71,084.68	\$18,391.32
Newcap	SHP Housing First	4/1 - 3/31	6.30.22	5.12.22	5.25.22	yes	yes	5.0	\$208,432.00	\$208,432.00	\$0.00
Newcap	Brown County PSH Individuals	1/1 - 12/31	3.31.22	3.31.22	4.8.22	yes	yes	7.0	\$898,636.00	\$898,636.00	\$0.00
Newcap	Brown County PSH Families	12/1 - 11/30	2.28.22	2.22.22	5.18.22	yes	yes	7.0	\$313,610.00	\$313,576.74	\$33.26
Newcap	Brown County Youth RRH Project	9/1 - 8/31	11.29.21	11.9.21	12.2.21	yes	yes	7.0	\$365,266.00	\$365,266.00	\$0.00
NCCAP	PSH	7/1 - 6/30	9.28.22	8.15.22	8.19.22	yes	yes	7.0	\$187,801.00	\$187,801.00	\$0.00
NWCSA	PSH	10/1 - 9/30	12.31.21	12.9.21	12.20.21	yes	yes	5.0	\$117,870.00	\$84,461.00	\$33,409.00
Pillars	It takes a Village PSH	9/1 - 8/31	11.29.21	11.16.21	12.2.21	yes	yes	7.0	\$182,038.00	\$182,038.00	\$0.00
The Salvation Army	Permanent Supportive Housing	4/1 - 3/31	6.30.22	6.29.22	rej 7/26, sub 7/27, A 8/8/22	yes	no	3.5	\$278,688.00	\$262,114.00	\$16,574.00
Walworth County Housing Authority	Hartwell Street Apartments	7/1 - 6/30	9.28.22	8.10.22	pending as of 8.24.22	yes	yes	6.0	\$70,810.00	\$70,810.00	\$0.00
West CAP	West CAP Rapid Rehousing II	7/1 - 6/30	9.28.21	9.27.21	10.7.21	yes	yes	3.5	\$349,372.00	\$349,372.00	\$0.00
West CAP	West CAP Permanent Supportive Housing	7/1 - 6/30	9.28.21	9.27.21	10.7.21	yes	yes	3.5	\$159,730.00	\$133,815.48	\$25,914.52
West CAP	West CAP Permanent Supportive Housing II	9/1 - 8/31	11.29.21	10.26.21	10.29.21	yes	yes	3.5	\$633,234.00	\$556,711.25	\$76,522.75
Western Dairyland	PSH 1	12/1 - 11/30	2.28.22	2.24.22	3.2.22	yes	yes	7.0	\$263,454.00	\$250,800.18	\$12,653.82
Western Dairyland	PSH 3	11/1 - 10/31	1.29.22	1.26.22	1.27.22	yes	yes	7.0	\$190,750.00	\$175,219.17	\$15,530.83
WI Balance of State CoC	RRH Project	10/1 - 9/30	12.30.21	12.21.21	12.22.21	yes	yes	5.8	\$1,026,639.00	\$993,696.02	\$32,942.98
<b>No longer Renewals:</b>											
Lakeshore CAP	RRH	9/1 - 8/31	11.29.21	10.28.21	11.3.21	yes	yes	6.0	\$132,711.00	\$108,588.00	\$24,123.00
Hebron House	Jeremy House Safe Haven	11/1 - 10/31	1.31.22	1.31.22	2.3.22	yes	yes	7.0	\$118,755.00	\$118,755.00	\$0.00



**Part 2: Objective Criteria: Program Performance-Operations**

% of Grant Return	% of Grant Spent	Unit Ut. Av.	Total # people	Total x 15	# DC errors	DC Error %	eLOCCS Draw	H1st - Exits to non-H situations	H1st - Reasons for Exit	Monitor - Access	Monitor - Client	Monitor - Leasing or rental	Monitor - Services	Total Clients	Total Adults
10.30%	89.70%	>100%	28	420	1	0.24%	no	95.24%	4.76%	5	4	5	4	28	14
28.63%	71.37%	66.00%	8	120	0	0.00%	yes	60.00%	0.00%	5	4	5	4	8	8
27.37%	72.63%	85.00%	75	1125	0	0.00%	yes	69.23%	15.38%	5	4	5	4	75	24
7.21%	92.79%	100.00%	30	450	0	0.00%	yes	92.31%	12.82%	5	4	5	4	30	11
27.19%	72.81%	55.00%	17	255	2	0.78%	yes	100.00%	22.22%	5	5	5	5	17	11
2.88%	97.12%	100.00%	12	180	7	3.89%	yes	100.00%	0.00%	5	5	5	5	12	12
31.57%	68.43%	65.00%	126	1890	35	1.85%	yes	100.00%	12.50%	5	4	5	5	126	60
2.22%	97.78%	62.00%	32	480	2	0.42%	yes	100.00%	0.00%	5	4	5	5	32	19
0.00%	100.00%	>100	54	810	4	0.49%	yes	80.00%	10.00%	3.3	3.3	3.7	3.7	54	24
6.54%	93.46%	>100	31	465	4	0.86%	yes	100.00%	57.14%	3.3	3.3	3.7	3.7	31	16
1.09%	98.91%	>100%	12	180	3	1.67%		100.00%	33.33%	3	4	4	3	12	9
0.00%	100.00%	93.00%	22	330	0	0.00%	yes	100.00%	0.00%	5	5	5	5	22	22
0.00%	100.00%	95.00%	31	465	1	0.22%	yes	20.00%	0.00%	5	5	5	5	31	30
9.21%	90.79%	81.00%	78	1170	0	0.00%	no	100.00%	97.38%	4	4	5	5	78	39
0.00%	100.00%	98.00%	66	990	26	2.63%	yes	100.00%	58.62%	5	4	5	4	66	32

1.26%	98.74%	89.00%	24	360	0	0.00%	yes	100.00%	28.57%	4	4	5	5	24	23
0.00%	100.00%	>100	32	480	0	0.00%	yes	100.00%	60.00%	4	4	5	5	32	32
0.41%	99.59%	>100%	18	270	0	0.00%	yes	87.50%	50.00%	4	4	5	5	18	18
20.55%	79.45%	44.00%	7	105	4	3.81%	yes	100.00%	0.00%	5	4	5	4	7	7
0.00%	100.00%	85.00%	32	480	2	0.42%	yes	100.00%	0.00%	4	4	5	5	32	25
0.00%	100.00%	>100%	78	1170	0	0.00%	yes	100.00%	80.00%	4	4	5	5	78	77
0.01%	99.99%	100.00%	11	165	3	1.82%	yes	NA	NA	5	4	4	5	11	4
0.00%	100.00%	>100%	73	1095	4	0.37%	yes	97.62%	59.52%	3	4	5	5	73	34
0.00%	100.00%	93.00%	13	195	0	0.00%	yes	100.00%	50.00%	4	5	4	5	13	13
28.34%	71.66%	48.00%	22	330	9	2.73%	yes	87.50%	68.75%	2	3	2	3	22	13
0.00%	100.00%	92.00%	27	405	0	0.00%	yes	87.50%	40.00%	4	4	5	4	27	27
5.95%	94.05%	70.00%	54	810	8	0.99%	yes	100.00%	57.14%	3	3	4	4	54	41
0.00%	100.00%	91.00%	15	225	1	0.44%	yes	100.00%	0.00%	3	4	5	5	15	15
0.00%	100.00%	83.00%	99	1485	4	0.27%	yes	91.04%	4.29%	4	3	5	5	99	55
16.22%	83.78%	90.00%	14	210	0	0.00%	yes	100.00%	0.00%	4	3	5	5	14	13
12.08%	87.92%	90.00%	69	1035	3	0.29%	yes	69.57%	17.39%	4	3	5	5	69	48
4.80%	95.20%	>100%	25	375	0	0.00%	yes	75.00%	50.00%	5	4	5	4	25	19
8.14%	91.86%	99.00%	14	210	0	0.00%	yes	66.67%	66.67%	5	4	5	4	14	14
3.21%	96.79%	93.89%	252	3780	88	2.33%	yes	94.52%	64.38%	3.8	3.8	4	3.8	252	93

18.18%	81.82%	70.00%	91	1365	4	0.29%	yes	73.85%	95.38%	4	3	3	4	91	44
0.00%	100.00%	91.00%	11	165	0	0.00%	yes	37.50%	0.00%	4	3	NA	4	11	11

**Part 3: Objective Criteria: Program Performance**

Leavers	Adult Leavers	Leavers minus Deceased	Exit to PH Destination	PSH - Stayers	Math	Housing Stability %	Earned	Total	Increase Cash Income %	Non-earned	Total	Increase Non-Cash Income %	Non-Cash Benefits	Total
13	7	13	4			30.77%	0	10	0.00%	2	10	20.00%	14	14
5	5	5	2	3	5 out of 8	65.50%	0	8	0.00%	3	8	37.50%	8	8
34	14	34	11			32.35%	4	20	20.00%	3	20	15.00%	20	24
19	6	19	19			100.00%	3	9	33.33%	2	9	22.22%	7	11
8	7	8	7			87.50%	1	7	14.29%	2	7	28.57%	11	11
1	1	1	0	11	11 out of 12	91.67%	0	5	0.00%	2	5	40.00%	9	12
40	17	40	34			85.00%	4	16	25.00%	2	16	12.50%	38	60
6	3	6	5	26	31 out of 32	96.88%	0	14	0.00%	4	14	28.57%	17	19
28	14	28	15			53.57%	1	20	5.00%	3	20	15.00%	17	23
14	8	13	8			57.14%	3	11	27.27%	2	11	18.18%	10	16
8	7	8	4			50.00%	3	8	37.50%	0	8	0.00%	7	9
7	7	5	5	15	20 out of 20	100.00%	1	16	6.25%	5	16	31.25%	15	22
5	4	5	1	26	27 out of 31	87.10%	2	24	8.33%	7	24	29.17%	27	30
53	29	53	49			92.45%	7	31	22.58%	8	31	25.81%	45	47
32	17	32	25			78.13%	2	21	9.52%	1	21	4.76%	21	32

10	9	10	8			80.00%	2	12	16.67%	2	12	16.67%	15	23
9	9	9	8	23	31 out of 32	96.88%	1	29	3.45%	5	29	17.24%	29	32
7	7	7	5			71.43%	3	15	20.00%	0	15	0.00%	18	18
4	4	4	0			0.00%	1	5	20.00%	0	5	0.00%	5	7
7	6	5	1	25	26 out of 30	86.67%	0	20	0.00%	8	20	40.00%	19	25
15	15	8	5	63	68 out of 71	95.77%	3	70	4.29%	19	70	27.14%	59	77
3	1	3	3	8	11 out of 11	100.00%	1	2	50.00%	0	2	0.00%	2	4
18	9	17	9			50.00%	3	31	9.68%	7	31	22.58%	30	34
4	4	4	4	9	13 out of 13	100.00%	2	10	20.00%	3	10	30.00%	8	13
14	6	14	12	8	20 out of 22	90.91%	0	6	0.00%	1	6	16.67%	10	13
8	8	5	4	19	23 out of 24	95.83%	1	19	5.26%	7	19	36.84%	20	27
25	16	23	11	31	42 out of 54	77.78%	3	18	16.67%	2	18	11.11%	36	41
1	1	1	0	14	14 out of 15	93.33%	0	13	0.00%	11	13	84.62%	13	15
67	39	67	40			59.70%	8	46	17.39%	9	46	19.57%	43	55
3	3	3	2	11	13 out of 14	92.86%	3	12	25.00%	5	12	41.67%	13	13
16	16	15	9	53	62 out of 68	91.78%	0	35	0.00%	11	35	31.43%	38	48
4	4	4	1	21	22 out of 25	88.00%	4	16	25.00%	6	16	37.50%	17	19
4	4	3	1	10	11 out of 13	84.62%	1	12	8.33%	3	12	25.00%	9	14
126	51	124	101			80.16%	15	62	24.19%	20	55	36.36%	64	93

58	27	58	31			53.45%	5	29	17.24%	2	29	6.90%	39	44
4	4	4	2			50.00%	2	7	28.57%	1	7	14.29%	6	11

**Part 4: System Performance**

NC %	Has health insurance	Total	HI %	Reoccur SPM - Total Exits	Reoccur SPM - # returns	Reoccur SPM %	TH total	# < 1 Year	% < 1 year	Total Enrolled	Moved Into Housing	with in 90 days	% moved into housing	% moved in w/in 90 days		
100.00%	14	17	82.35%	24	1	4.17%	[REDACTED]	[REDACTED]	[REDACTED]	28	16	16	57.14%	100.00%		
100.00%	8	8	100.00%	NA		#VALUE!				9	6	6	66.67%	100.00%		
83.33%	55	56	98.21%	15	3	20.00%				31	29	29	93.55%	100.00%		
63.64%	26	27	96.30%	48	7	14.58%				79	48	48	60.76%	100.00%		
100.00%	9	12	75.00%	10	3	30.00%				21	4	19.05%				
75.00%	5	5	100.00%	NA		#VALUE!				12	12	11	100.00%	91.67%		
63.33%	104	126	82.54%	34	7	20.59%				131	114	84	87.02%	73.68%		
89.47%	26	29	89.66%	NA		#VALUE!				32	32	31	100.00%	96.88%		
73.91%	41	44	93.18%	9	0	0.00%				61	54	53	88.52%	86.89%		
62.50%	16	17	94.12%	NA		#VALUE!				25	21	18	84.00%	72.00%		
77.78%	9	10	90.00%	NA		#VALUE!				11	10	9	90.91%	90.00%		
68.18%	16	16	100.00%	3	0	0.00%				22	22	21	100.00%	95.45%		
90.00%	25	25	100.00%	22	3	13.64%				31	31	26	100.00%	83.87%		
95.74%	51	56	91.07%	84	10	11.90%				73	72	66	98.63%	91.67%		
65.63%	38	42	90.48%	NA		#VALUE!				73	48	46	65.75%	95.83%		



Part 5: Population				Part 6: Coordinated Entry				Part 7: PIT			
% Chronic Clients	% Disabled	% Living Situation	% No Income	Findings	Timely Follow Up	Accurate Referrals	BONUS - # agencies not required	Part. In Jan. 2022	Submit Jan. PIT data	Part. In July 2022	Submit July PIT data
33.33%	28.57%	32.14%	42.86%	yes >30	90%	83%	1.00	yes	yes	yes	yes
100.00%	100.00%	55.56%	11.11%	yes >30	90%	83%	1.00	yes	yes	yes	yes
NA	35.48%	12.90%	25.81%	yes >30	90%	83%	1.00	yes	yes	yes	yes
10.00%	21.52%	7.59%	18.99%	yes >30	90%	83%	1.00	yes	yes	yes	yes
	61.90%	28.57%	38.10%	yes >30	93%	96%	1.00	yes	yes	yes	yes
NA	100.00%	41.67%	66.67%	yes >30	93%	96%	1.00	yes	yes	yes	yes
45.83%	33.59%	38.93%	19.85%	yes >30	65%	87%	1.00	yes	yes	yes	yes
NA	65.63%	25.00%	21.88%	yes >30	65%	87%	1.00	yes	yes	yes	yes
60.00%	44.26%	11.48%	36.07%	yes >30	93.33%	93.67%	3.00	yes	yes	yes	yes
33.33%	64.00%	0.00%	24.00%	yes >30	93.33%	93.67%	3.00	yes	yes	yes	yes
NA	54.55%	18.18%	36.36%	yes >30	90%	98%	3.00	yes	yes	yes	yes
100.00%	100.00%	50.00%	50.00%	none	100%	99%	3.00	yes	yes	yes	yes
NA	96.77%	38.71%	54.84%	none	100%	99%	3.00	yes	yes	yes	yes
0.00%	26.03%	15.07%	23.29%	yes >30	38%	78%	1.00	yes	yes	yes	yes
20.00%	31.51%	16.44%	47.95%	none	80%	75%	1.00	yes	yes	yes	yes

0.00%	87.50%	20.83%	37.50%	yes >30	82%	93%	2.00	yes	yes	yes	yes
NA	100.00%	46.88%	50.00%	yes >30	82%	93%	2.00	yes	yes	yes	yes
100.00%	90.00%	35.00%	50.00%	yes >30	82%	93%	2.00	yes	yes	yes	yes
NA	100.00%	66.67%	40.00%	yes >30	100%	100%	1.00	yes	yes	yes	yes
100.00%	71.88%	37.50%	18.75%	yes >30	86%	86%	1.00	yes	yes	yes	yes
100.00%	98.73%	50.63%	45.57%	yes >30	86%	86%	1.00	yes	yes	yes	yes
NA	33.33%	0.00%	50.00%	yes >30	86%	86%	1.00	yes	yes	yes	yes
20.00%	32.39%	16.90%	50.70%	yes >30	86%	86%	1.00	yes	yes	yes	yes
100.00%	93.33%	66.67%	40.00%	none	100%	71%	1.00	yes	yes	yes	yes
100.00%	50.00%	4.55%	18.18%	yes >30	98%	84%	0.00	yes	yes	yes	yes
100.00%	100.00%	28.57%	21.43%	yes >30	90%	98%	3.00	yes	yes	yes	yes
33.33%	70.27%	10.81%	37.84%	yes >30	80%	63%	1.00	yes	yes	yes	yes
100.00%	100.00%	50.00%	57.14%	yes >30	NA	NA	1.00	yes	yes	yes	yes
33.33%	37.93%	32.18%	25.29%	yes >30	89%	97%	1.00	yes	yes	yes	yes
NA	91.67%	33.33%	25.00%	yes >30	89%	97%	1.00	yes	yes	yes	yes
100.00%	63.77%	31.88%	18.84%	yes >30	89%	97%	1.00	yes	yes	yes	yes
NA	79.17%	45.83%	45.83%	yes >30	92%	93%	1.00	yes	yes	yes	yes
100.00%	100.00%	42.86%	35.71%	yes >30	92%	93%	1.00	yes	yes	yes	yes
6.67%	18.24%	7.43%	43.24%	yes >30	91.33%	89%	1.00	yes	yes	yes	yes

6.67%	23.16%	21.05%	22.11%	none	100%	77%	1.00	yes	yes	yes	yes
				none	84%	77%	1.00	yes	yes	yes	yes



CoC Project Scoring Tool 2022-FINAL-Additional Explanation

<b>Action Plan Scoring</b>	
<b>Criteria Threshold</b>	<b>Description</b>
8 pts	Coalition set goals, fully met those goals, and created new goals
6 pts	Coalition set goals, fully met some goals and made progress on other goals, and created new goals or expanded clearly on original unmet goals
4 pts	Coalition set goals, did not meet any goals, but provided explanation as to why, is continuing to work on these, and has set other goals and/or expanded the unmet ones
2 pts	coalition set goals, did not meet any goals, provided minimal explanation and does not plan to continue addressing or meeting these goals, has set new goals.
1 pt	Coalition set goals, did not meet any goals, did not provide any explanation or identify a reason, has set new goals
0 pts	Coalition did not set goals and/or has not set new goals

<b>Housing First - HMIS Reports</b>	
Exits to homelessness	% of households that exited to a non-homeless situation
Reasons for exit	% of households that meet the housing first criteria. This includes reasons other than non-payment of rent, non-compliance with program rules, or disagreement with rules/persons

<b>Coordinated Entry</b>	
Findings Issued	Scoring is based on whether or not the organization had findings and when they did, how long did it take to resolve them
Timely Follow Up	Scoring is based on whether the agency's follow ups are completed (not expired)
Accurate Referrals	Scoring is based on whether the agency's referral data is complete and accurate

<b>Coordinated Entry Bonus Points</b>
A coalition receives bonus points if agencies that are not required to use CE are referring people to the prioritization list and/or using the list to fill project openings.
Housing Program examples include: TBRA, HPP prevention, HPP rapid rehousing, mainstream vouchers, other housing programs
Vet examples: VASH, VORP, other veteran specific programs
Additional: police department, school districts, PHA, human services, workforce resource, hospitals, other systems of care; other shelter or motel voucher programs that do not receive ESG or required to use CE

**Housing First - Monitoring Assessment**

Access to housing	Projects are low-barrier at entry. Households are not denied for access within the housing first guidelines. Participant-centered intake process. Compliant with equal access policy.
Participant input	Staff are educating participants on housing first and tenants are informed of their full rights and responsibilities as tenants. Agencies and staff are creating formal opportunities for participant input and feedback about the project.
Leasing or Rental Assistance	Housing is considered permanent. Participant choice in unit location. Full tenant rights, including but not limited to no clauses that would be different than any other tenant; tenants are educated on their lease; eviction avoidance
Services	Participant choice in services. Participant-centered planning, case plan development and goals. Services continually offered even if temporary change in housing status (i.e. short stay in institution). Services offered up to 6 months after exit. Effective services are offered and staff are trained in effective strategies known to increase stability and form trusting relationships (i.e. harm reduction, motivational interviewing, trauma-informed approaches, strengths-based).

### **Board Approved Policy Decisions & Exceptions**

HMIS grant will be placed on Tier 1, at the bottom of the scorable projects. SSO CE (DV and non) will be placed on Tier 1, after the HMIS grant.

New projects created with reallocated relinquished funds will be placed after the renewable projects on Tier 1. BONUS projects (with HUD Priority) will be placed on the top of Tier 2. BONUS projects (without HUD Priority) will be placed on the bottom of Tier 2.

To be used in scoring, the APR submission must be accepted by HUD in SAGE. If there is an issue, confirmed by the HUD Milwaukee Field Office, the agency must notify the CoC Director. Limited, case-by-case, exceptions may be made.

New and first year renewals shall be exempt from scoring in the category of "Effective Use of Federal Funds" and "Unit Utilization" and will receive full points for each of those criteria.

If an agency cannot access eLOCCS due to contractual issues with HUD, the agency is responsible to provide evidence of this situation to the CoC Director. If sufficient proof is provided, the agency will be exempt from the category of "eLOCCS Drawdown Rates" and receive full points.

For reoccurrence rate (SPM): if a project has no exits, the project will receive 3 points. If a project had 1 or 2 participants exit, the project will receive a minimum of 3 points. If a project had 3-4 participants exit, the project will receive a minimum of 2 points.

For chronic homeless: if a project can demonstrate that there were no chronic homeless persons on the CE list, they project would be exempt and receive full points.

**CoC Project Scoring Tool 2022-FINAL-No Data Collected**

These grants are not scored but renewable. These grants are placed on the Tier per Board Decision.

Institute for Community Alliances	Wisconsin HMIS Project Renewal
Wisconsin Balance of State CoC	Supportive Services Only - Coordinated Entry
Wisconsin Balance of State CoC	Supportive Services Only - Coordinated Entry DV

\*start 10/1

Requirements for All Projects	Which CoC Funded Grant?	Point in Time January 2022	Point in Time July 2022	eLOCCS
WI Balance of State CoC	SSO, SSO DV, DV RRH	X	X	X
Institute for Community Alliances	HMIS	X	X	X
Brown - Newcap	SSO, SSO DV, YHDP SSO CE*	X	X	
Brown - Golden House	DV RRH	X	X	
Brown - House of Hope	YHDP*, YHDP SSO*	X	X	
Central - Renewal Unlimited	SSO, SSO DV, YHDP SSO CE*	X	X	
Central - CWCAC	YHDP*	X	X	
Coulee - Couleecap	SSO, SSO DV, YHDP SSO CE*	X	X	
Coulee - New Horizon	DV RRH*	NA	NA	
Coulee - YWCA La Crosse	YHDP*, YHDP SSO*	NA	NA	
Dairyland - Bolton Refuge	DV RRH*	NA	X	
Dairyland - EC County HHS	YHDP SSO*	NA	NA	
Dairyland - Western Dairyland	SSO, SSO DV, YHDP SSO CE*, YHDP*	X	X	
East Central - TSA Stevens Point	SSO, SSO DV, YHDP SSO CE*	X	X	
East Central - Boys & Girls Club	YHDP SSO*	NA	NA	
Jefferson - CACSCW	SSO, SSO DV	X	X	
Fox Cities- City of Appleton	SSO	X	X	
Kenosha - KHDS	SSO, SSO DV, YHDP*, YHDP SSO CE*, YHDP SSO*	X	X	
Kenosha - Women & Children	DV RRH	X	X	
Lakeshore - In Courage	DV RRH*	NA	X	
Lakeshore - LCAP	SSO, SSO DV	X	X	
North Central - NCCAP	SSO, SSO DV, YHDP SSO CE*, YHDP SSO*	X	X	
NE - Newcap	SSO, SSO DV, DV RRH, YHDP*, YHDP SSO CE*, YHDP SSO*	X	X	
NWISH - Newcap	SSO, SSO DV, DV RRH, YHDP*, YHDP SSO CE*, YHDP SSO*	X	X	
NW - NWCSA	SSO, SSO DV, DV RRH, YHDP SSO CE*, YHDP SSO*	X	X	
Ozaukee - FP Ozaukee Cty	SSO, SSO DV, YHDP SSO CE*, YHDP SSO*	X	X	
Rock Walworth - ECHO	YHDP*, YHDP SSO*	X	X	
Rock Walworth - Family Services	DV RRH*	NA	NA	

Rock Walworth - CAI	SSO, SSO DV, YHDP SSO CE*	X	X
Rural North - TSA Burnett	SSO, SSO DV, YHDP*, YHDP SSO CE*, YHDP SSO*	X	X
Southwest - SWCAP	SSO, SSO DV	X	X
Washington - FP Washington Cty	SSO, SSO DV, YHDP SSO CE*	X	X
Washington - Youth & Family Project	YHDP SSO*	NA	NA
Waukesha - HAC	SSO, SSO DV, YHDP SSO CE*	X	X
Waukesha - Hebron House	YHDP*, YHDP SSO*	X	X
West Central - West CAP	SSO, SSO DV, YHDP SSO CE*	X	X
Winnebagoland - ADVOCAP	SSO, SSO DV, DV RRH	X	X
Winnebagoland - Solution Center	DV RRH*	NA	NA

<b>Project Evaluation Scores</b>	ADVOCAP	ADVOCAP	ADVOCAP	ADVOCAP	CACSCW	CACSCW	CAI	CAI
	ADVOCAP Fond du Lac Rapid Rehousing	Winnebagoand PSH	Winnebagoand Rapid Rehousing	COC Winnebagoand Rapid Rehousing	Jefferson County Transitional Housing Program	Project WISH	CAI_RRH	CAI_PSH
<b>Total earned plus BONUS</b>	<b>140</b>	<b>124</b>	<b>128</b>	<b>140</b>	<b>122</b>	<b>146</b>	<b>136</b>	<b>124</b>
<b>TOTAL Possible</b>	<b>192</b>	<b>182</b>	<b>184</b>	<b>192</b>	<b>184</b>	<b>174</b>	<b>192</b>	<b>174</b>
<b>Percentage Score</b>	<b>72.92%</b>	<b>68.13%</b>	<b>69.57%</b>	<b>72.92%</b>	<b>66.30%</b>	<b>83.91%</b>	<b>70.83%</b>	<b>71.26%</b>

### The Listing: Percentage Scores from Highest to Lowest

**FINAL**

Rank	Applicant Name	Project Name	Type	Project Score (%)	Project Score (Pts)	Project Accept or Reject Status	Amount of Funds Requested	Scoring Tiebreaker (if needed)
1	Coulecap, Inc.	Coulecap Housing First Permanent Housing Program	PSH	89.58%	172/192	Accept	\$243,535	\$ 11,587.30
2	Walworth County Housing Authority	Hartwell Street Apartments	PSH	88.37%	152/172	Accept	\$70,810	\$ 5,057.86
3	Kenosha Human Development Services	MyHOME Rapid Rehousing Project	RRH	84.62%	154/182	Accept	\$160,043	\$ 31,720.60
4	Community Action Coalition for South-Central Wisconsin	Project WISH	PSH	83.91%	146/174	Accept	\$203,312	\$ 17,600.73

<b>5</b>	Kenosha Human Development Services	Kenosha Permanent Housing Connections	PSH	<b>83.15%</b>	153/184	<b>Accept</b>	<b>\$419,846</b>	\$ 12,832.71
<b>6</b>	Couleecap, Inc.	Couleecap Housing First II PSH	PSH	<b>83.15%</b>	153/184	<b>Accept</b>	<b>\$402,141</b>	\$ 14,062.07
<b>7</b>	Newcap, Inc.	Brown County PSH Individuals	PSH	<b>82.97%</b>	151/182	<b>Accept</b>	<b>\$952,079</b>	\$ 13,215.24
<b>8</b>	North Central Community Action Program, Inc.	NCCAP Permanent Supportive Housing	PSH	<b>82.81%</b>	159/192	<b>Accept</b>	<b>\$191,217</b>	\$ 14,446.23
<b>9</b>	Western Dairyland Economic Opportunity Council, Inc.	Western Dairyland PSH 1	PSH	<b>82.07%</b>	151/184	<b>Accept</b>	<b>\$278,798</b>	\$ 11,975.18
<b>10</b>	City of Appleton	Fox Cities HP Rapid Re-Housing Program	RRH	<b>80.46%</b>	140/174	<b>Accept</b>	<b>\$62,780</b>	\$ 14,531.00
<b>11</b>	West Central Wisconsin Community Action Agency, Inc.	West CAP Rapid Re-Housing	RRH	<b>79.95%</b>	153.5/192	<b>Accept</b>	<b>\$363,988</b>	\$ 8,734.30
<b>12</b>	Pillars, Inc	It Takes a Village Permanent Supportive Housing Program	PSH	<b>79.17%</b>	152/192	<b>Accept</b>	<b>\$190,890</b>	\$ 7,914.70
<b>13</b>	West Central Wisconsin Community Action Agency, Inc.	West CAP Permanent Supportive Housing	PSH	<b>78.53%</b>	144.5/184	<b>Accept</b>	<b>\$169,467</b>	\$ 12,286.92



<b>14</b>	City of Appleton	Fox Cities Housing Coalition RRH Program	RRH	<b>77.60%</b>	149/192	<b>Accept</b>	<b>\$191,952</b>	\$ 12,232.00
<b>15</b>	Kenosha Human Development Services, Inc.	KYF Rapid Rehousing Project	RRH	<b>76.04%</b>	146/192	<b>Accept</b>	<b>\$145,983</b>	\$ 18,037.88
<b>16</b>	City of Appleton	Fox Cities Housing Coalition RRH Program Expansion	RRH	<b>75.82%</b>	138/182	<b>Accept</b>	<b>\$85,187</b>	\$ 9,808.38
<b>17</b>	Western Dairyland Economic Opportunity Council, Inc.	Western Dairyland PSH 3	PSH	<b>75.52%</b>	145/192	<b>Accept</b>	<b>\$200,233</b>	\$ 17,340.91
<b>18</b>	House of Hope Green Bay, Inc	House of Hope Youth Rapid Re-Housing	RRH	<b>75.27%</b>	137/182	<b>Accept</b>	<b>\$179,114</b>	\$ 7,201.04
<b>19</b>	Newcap, Inc.	SHP Housing First	PSH	<b>75.27%</b>	137/182	<b>Accept</b>	<b>\$214,395</b>	\$ 8,016.62
<b>20</b>	Lutheran Social Services of Wisconsin and Upper Michigan, Inc	Welcome Home Eau Claire	RRH	<b>74.71%</b>	130/174	<b>Accept</b>	<b>\$92,740</b>	NA
<b>21</b>	West Central Wisconsin Community Action Agency, Inc.	West CAP Permanent Supportive Housing II	PSH	<b>73.90%</b>	134.5/182	<b>Accept</b>	<b>\$663,286</b>	\$ 10,213.45
<b>22</b>	Newcap, Inc.	Brown County Youth RRH Project	RRH	<b>73.44%</b>	141/192	<b>Accept</b>	<b>\$372,370</b>	\$ 40,585.11

<b>23</b>	ADVOCAP, Inc.	COC Winnebagola and Rapid Rehousing	RRH	<b>72.92%</b>	140/192	<b>Accept</b>	<b>\$125,684</b>	\$ 6,297.26
<b>24</b>	ADVOCAP, Inc.	ADVOCAP Fond du Lac Rapid Rehousing	RRH	<b>72.92%</b>	140/192	<b>Accept</b>	<b>\$100,608</b>	\$ 24,171.00
<b>25</b>	Newcap, Inc.	Brown County PSH Families	PSH	<b>72.56%</b>	119/164	<b>Accept</b>	<b>\$68,077</b>	\$ 28,510.00
<b>26</b>	Community Action, Inc. of Rock & Walworth Counties	CAI_PSH	PSH	<b>71.26%</b>	124/174	<b>Accept</b>	<b>\$234,206</b>	\$ 7,157.71
<b>27</b>	Community Action, Inc. of Rock & Walworth Counties	CAI_RRH	RRH	<b>70.83%</b>	136/192	<b>Accept</b>	<b>\$503,493</b>	\$ 13,692.26
<b>28</b>	ADVOCAP, Inc.	Winnebagola and Rapid Rehousing	RRH	<b>69.57%</b>	128/184	<b>Accept</b>	<b>\$278,224</b>	\$ 24,296.00
<b>29</b>	Central Wisconsin Community Action Council, Inc.	Project Chance Rapid Re-Housing	RRH	<b>69.27%</b>	133/192	<b>Accept</b>	<b>\$292,804</b>	\$ 5,581.55
<b>30</b>	ADVOCAP, Inc.	Winnebagola and PSH	PSH	<b>68.13%</b>	124/182	<b>Accept</b>	<b>\$137,025</b>	\$ 26,591.60
<b>31</b>	Community Action Coalition for South-Central Wisconsin	Jefferson County Transitional Housing Program	TH	<b>66.30%</b>	122/184	<b>Accept</b>	<b>\$168,164</b>	\$ 24,023.43
<b>32</b>	Northwest Wisconsin Community Services Agency Inc.	NWCSA PSH	PSH	<b>62.09%</b>	113/182	<b>Accept</b>	<b>\$125,004</b>	\$5,893.50
<b>33</b>	The Salvation Army	Permanent Supportive Housing	PSH	<b>61.72%</b>	118.5/192	<b>Accept</b>	<b>\$288,314</b>	\$6,967.20

City of Appleton	City of Appleton	City of Appleton	Couleecap	Couleecap	CWCAC	House of Hope	KHDS	KHDS	KHDS
Fox Cities Housing Coalition RRH Program	Fox Cities Housing Coalition RRH Program Expansion	Fox Cities HP Rapid Re-Housing Program	Couleecap Housing First Permanent Housing Program	Couleecap Housing First II PSH	Project Chance Rapid Re-Housing	House of Hope Youth Rapid Re-Housing	KYF Rapid Rehousing Project	Kenosha Permanent Housing Connections	MyHOME Rapid Rehousing Project
149	138	140	172	153	133	137	146	153	154
192	182	174	192	184	192	182	192	184	182
77.60%	75.82%	80.46%	89.58%	83.15%	69.27%	75.27%	76.04%	83.15%	84.62%

Permanent Housing BONUS Funds - Application Scoring							
Applicant Name	Project Type	Reviewer #1	Reviewer #2	Reviewer #3	Reviewer #4	TOTAL	Total possible
House of Hope Green Bay, Inc	RRH	324	307	326	NA	957.0	345
Western Dairyland Economic Opportunity Council, Inc.	PSH	365	352	346	348	1411.0	365

DV BONUS Funds - Application Scoring							
Applicant Name	Reviewer #1	Reviewer #2	Reviewer #3	Reviewer #4	TOTAL	Total possible	Total x 4

Embrace Services, Inc.	424	438	395	407	1664.0	440	1760
Family Support Center	418	418	353.5	392	1581.5	440	1760
Turning-point	417	411	369	389	1586.0	440	1760
Wise Women Gathering Place	397	426	350	397	1570.0	440	1760

Projects Placed on Scoring Tool Based on Policy						
Applicant Name	Project Name	Type	Project Score (%)	Project Score (Pts)	Project Accept or Reject Status	Amount of Funds Requested
Wisconsin Balance of State Continuum of Care, Inc.	WIBOSCOC RRH Project	RRH	<i>1st time renewal</i>	N/A	Accept	\$2,874,122
Hebron House of Hospitality, Inc	Jeremy PSH Project	PSH	<i>Transition Grant - New</i>	N/A	Accept	\$118,755

Lakeshore CAP Inc. of Wisconsin	Lakeshore PSH	PSH	<i>Transition Grant - New</i>	N/A	Accept	\$140,259
Institute for Community Alliances	Wisconsin HMIS Project Renewal	HMIS	<i>HMIS</i>	N/A	Accept	\$371,429
Wisconsin Balance of State Continuum of Care, Inc.	WIBOSCOC Supportive Services for Coordinated Entry	SSO	<i>SSO CE</i>	N/A	Accept	\$717,935
Wisconsin Balance of State Continuum of Care, Inc.	WIBOSCOC Supportive Services for Coordinated Entry DV	SSO	<i>SSO CE DV</i>	N/A	Accept	\$176,000
Western Dairyland Economic Opportunity Council, Inc.	PHASE 1 (expansion)	PSH	96.64%	352.75/365	Accept	\$234,622
House of Hope Green Bay, Inc	House of Hope Youth Rapid Rehousing Project II (expansion)	RRH	New - Bonus	319/345	Accept	\$347,252
Wisconsin Balance of State Continuum of Care, Inc.	WIBOSCOC RRH Project Expansion	RRH	New - Bonus DV	N/A	Accept	\$1,243,572



LSS	NEWCAP	NEWCAP	NEWCAP	NEWCAP	NCCAP	NWCSA	Pillars	The Salvation Army of St. Croix	Walworth County Housing Authority
Welcome Home Eau Claire	SHP Housing First	Brown County PSH Individuals	Brown County PSH Families	Brown County Youth RRH Project	NCCAP Permanent Supportive Housing	NWCSA PSH	It Takes a Village Permanent Supportive Housing Program	Permanent Supportive Housing	Hartwell Street Apartments
<b>130</b>	<b>137</b>	<b>151</b>	<b>119</b>	<b>141</b>	<b>159</b>	<b>113</b>	<b>152</b>	<b>118.5</b>	<b>152</b>
<b>174</b>	<b>182</b>	<b>182</b>	<b>164</b>	<b>192</b>	<b>192</b>	<b>182</b>	<b>192</b>	<b>192</b>	<b>172</b>
<b>74.71%</b>	<b>75.27%</b>	<b>82.97%</b>	<b>72.56%</b>	<b>73.44%</b>	<b>82.81%</b>	<b>62.09%</b>	<b>79.17%</b>	<b>61.72%</b>	<b>88.37%</b>

Total x 5	Mean	%	RANK	Amount Awarded	Project Name
1035	191.4	92.46%	2	\$ 347,252	House of Hope Youth Rapid Rehousing Project II (expansion)
1460	282.2	96.64%	1	\$ 234,622	PHASE 1 (expansion)

<b>Mean</b>	<b>%</b>	<b>RANK</b>
-------------	----------	-------------

416	94.55%	1
395.375	89.86%	3
396.5	90.11%	2
392.5	89.20%	4







West CAP	West CAP	West CAP	Western Dairyland EOC	Western Dairyland EOC	WI BOS		Hebron House	Lakeshore CAP
West CAP Rapid Re-Housing	West CAP Permanent Supportive Housing	West CAP Permanent Supportive Housing II	Western Dairyland PSH 1	Western Dairyland PSH 3	WIBOSCOC RRH Project		Safe Haven	RRH
<b>153.5</b>	<b>144.5</b>	<b>134.5</b>	<b>151</b>	<b>145</b>	<b>139.2</b>		<b>87</b>	<b>113</b>
<b>192</b>	<b>184</b>	<b>182</b>	<b>184</b>	<b>192</b>	<b>182</b>		<b>130</b>	<b>192</b>
<b>79.95%</b>	<b>78.53%</b>	<b>73.90%</b>	<b>82.07%</b>	<b>75.52%</b>	<b>76.48%</b>		<b>66.92%</b>	<b>58.85%</b>