

YHDP UPDATE

Erika Olson

Homeless Systems Specialist

5/30/25

System Navigation



- Hub for systems navigation within each YHDP coalition for youth and young adults
- Began monitoring late 2024 – continuing into 2025
- New subrecipients since May 2024
 - Foundations Health and Wholeness
 - United Cerebral Palsy of West Central Wisconsin

YHDP Direct Recipients: Continued monitoring process, 3 more recipients monitored this spring

YHDP Direct Joint TH/RRH Projects

- CWCAC
- ECHO
- Hebron Housing Services
- KHDS
- The Salvation Army of St. Croix

YHDP Direct SSO/Drop In/Kinship/Outreach projects

- House of Hope
- Newcap
- WDEOC
- YWCA of La Crosse

CCP and YAB updates



- The System Navigator group continued to review the full CCP and assign tasks to CoC staff
- Edits will be brought to local YABs
- We are in the middle of the pivot from the CoC YAB to a regional model, CoC staff have attended 6 local YAB meetings in the last 2 months

Data Sources

*to compare to last year, the timeline for APR and CQI reports was 3/1/24 – 3/1/25

Annual Performance Report

- Annual Performance Report Recipients with HUD funding received through CoC Program homeless assistance grants are required to submit an Annual Performance Report (APR) electronically to HUD every operating year. Data collection for the APR is aligned with the most recent version of the Homeless Management Information System (HMIS) Data Standards. This report is designed by HUD and reflects the universal data elements collected by all CoC & YHDP projects.

YHDP CQI Report

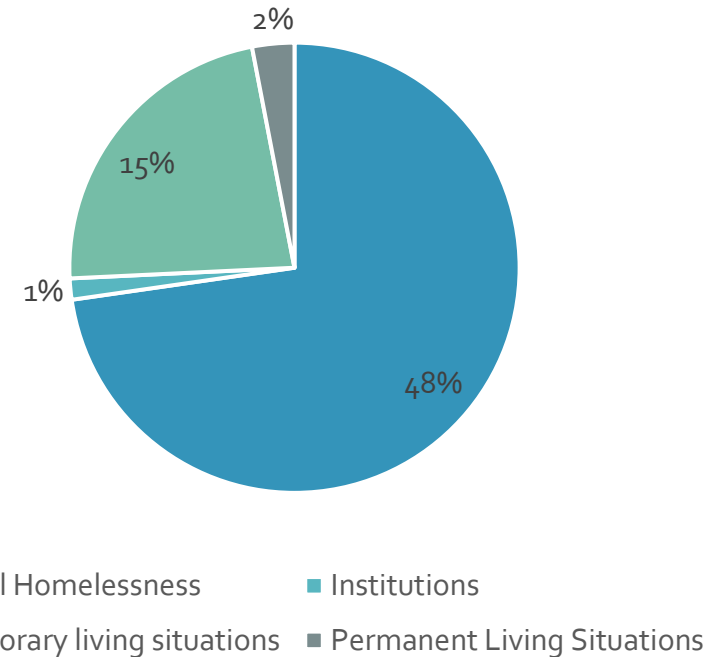
- The YHDP CQI report is a custom report developed to track metrics across all YHDP funded projects. This report includes outcomes that are not picked up in the required HUD reports such as health, positive connections, and perceived safety. BOS staff can work with ICA to change this report, as needed, to clarify how we are looking at the data.

Housing Projects – Annual Performance Report

282 - Total Youth Served

- 5 unaccompanied minor youth
- 67 parenting households
- Race & Ethnicity
 - 47% white
 - 26% Black
 - 27% other*(represents 13 unique Race & Ethnicity categories in HMIS)

Prior Living Situation

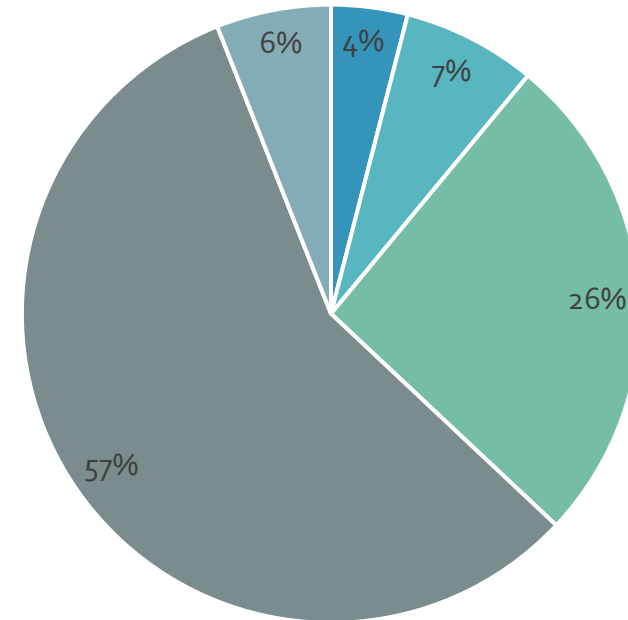


Housing Projects – Annual Performance Report

Average length of stay

- 281 days for leavers
- 291 days for stayers

Exit Destinations

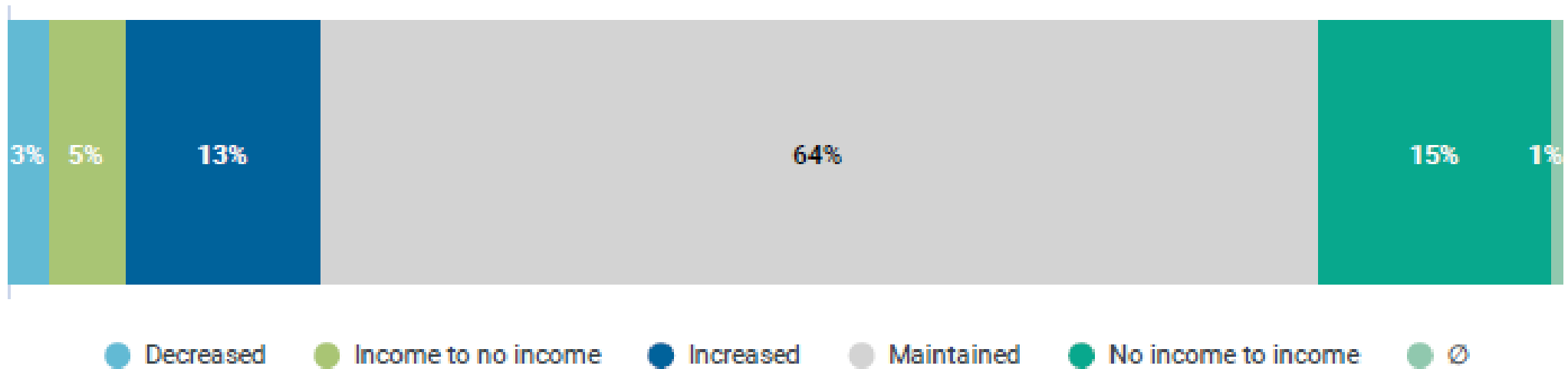


- Homelessness
- Institutional Settings
- Temporary Settings
- Permanent Situations
- Other

Housing Projects – YHDP CQI Report



Income from Entry to Exit




Housing Projects – YHDP CQI Report




Positive Connections - Adult @ Exit

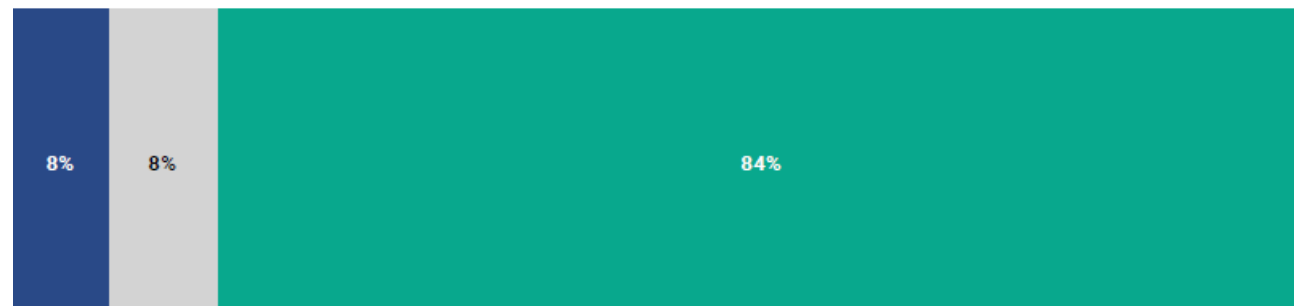
● No ● Unknown ● Yes



Positive Connections - Peer @ Exit



Positive Connections - Community @ Exit

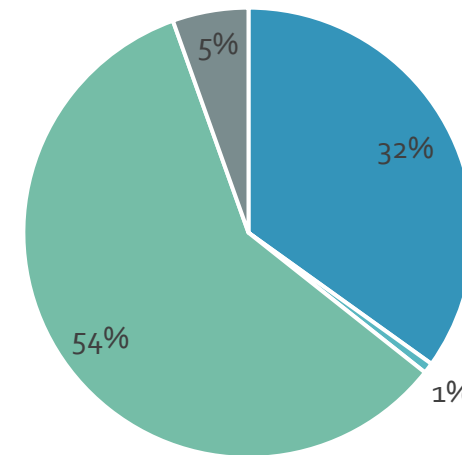


SSO Projects – Annual Performance Report

- 273 Total Youth Served

- 9 unaccompanied minor youth
- 22 parenting households
- Race & Ethnicity
 - 44% white
 - 26% Black
 - 30% other*(represents 13 unique Race & Ethnicity categories in HMIS)

Prior Living Situation



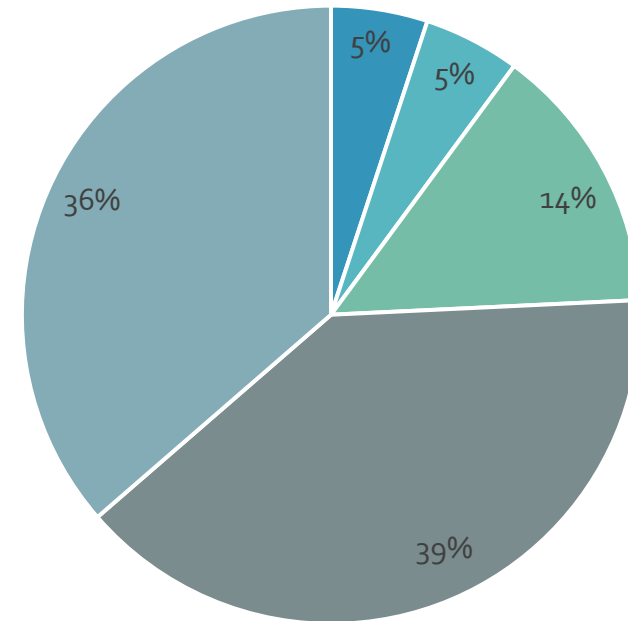
- Literal Homelessness
- Institutions
- Temporary living situations
- Permanent Living Situations

SSO Projects – Annual Performance Report

Average length of stay

- 224 days for leavers
- 197 days for stayers

Exit Destinations

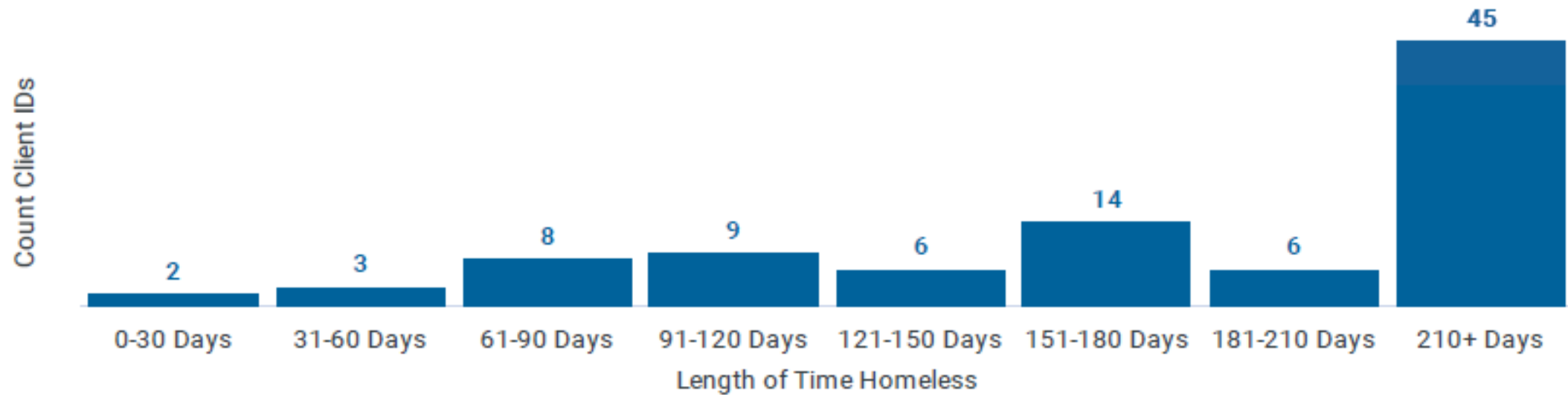


- Homelessness
- Institutional Settings
- Temporary Settings
- Permanent Situations
- Other

SSO Projects – YHDP CQI Report



Length of Time Homeless ⓘ

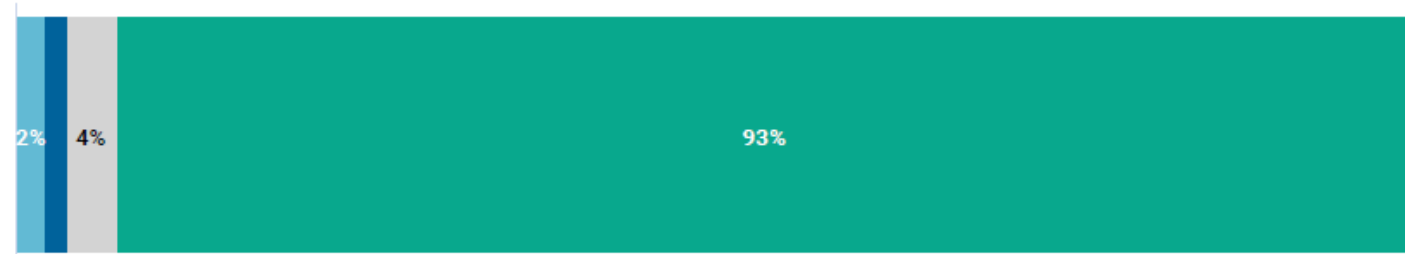


SSO Projects – YHDP CQI Report

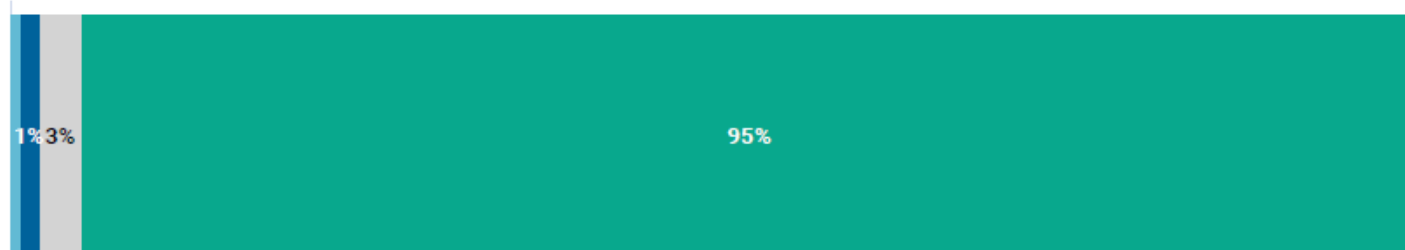


General Health from Entry to Exit

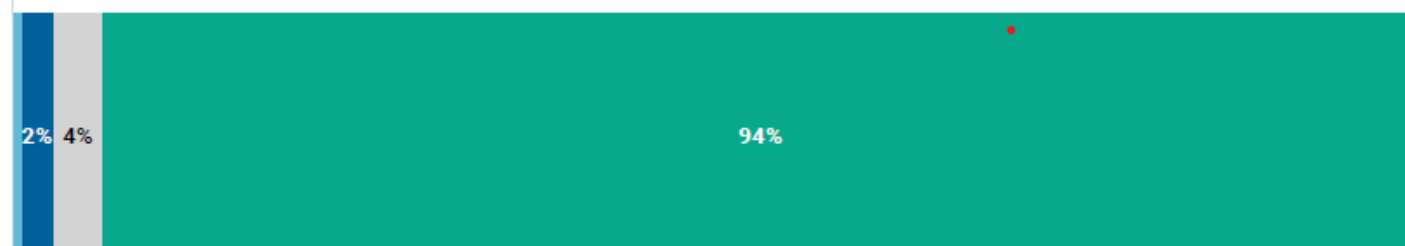
- Declined
- Improved
- Not Collected
- Stable



Mental Health from Entry to Exit




Dental Health from Entry to Exit



SSO Projects – YHDP CQI Report



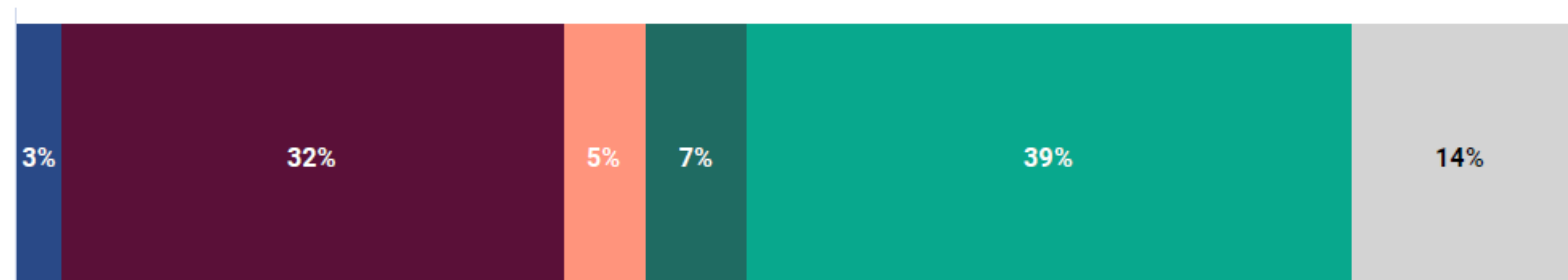
Safe Exit - Caseworker



● Client doesn't know ● Client prefers not to answer

● Data not collected ● No ● Yes ● ∅

Safe Exit - Client

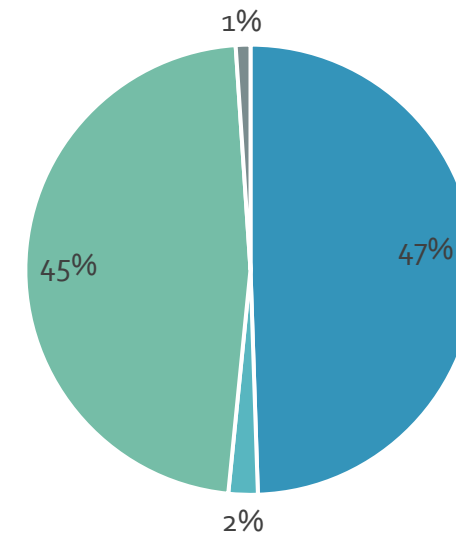


WIBOS System Navigation – Annual Performance Report

262 - Total Youth Served

- 15 unaccompanied minor youth
- 38 parenting households
- Race & Ethnicity
 - 49% white
 - 20% Black
 - 31% other*(represents 13 unique Race & Ethnicity categories in HMIS)

Prior Living Situation



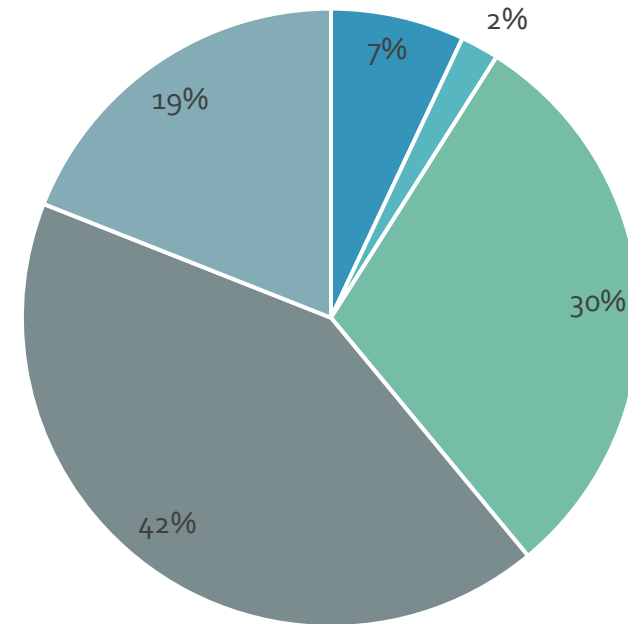
- Literal Homelessness
- Temporary living situations
- Institutions
- Permanent Living Situations

WIBOS System Navigation – Annual Performance Report

Average length of stay

- 159 days for leavers
- 322 days for stayers

Exit Destinations

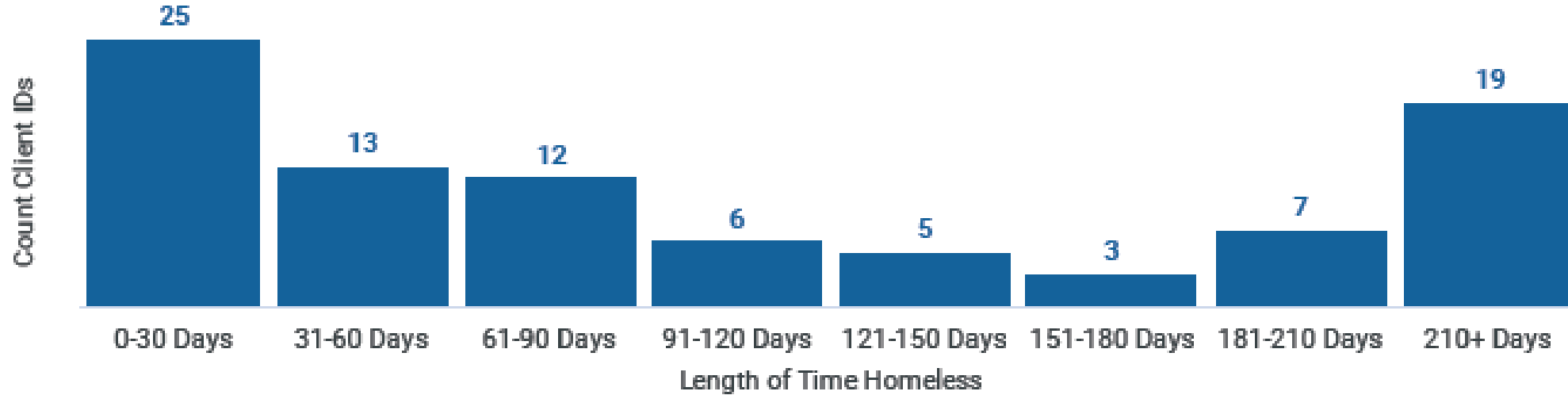


- Homelessness
- Institutional Settings
- Temporary Settings
- Permanent Situations
- Other

System Navigation – YHDP CQI Report



Length of Time Homeless ⓘ




System Navigation – YHDP CQI Report




General Health from Entry to Exit



Mental Health from Entry to Exit



Dental Health from Entry to Exit



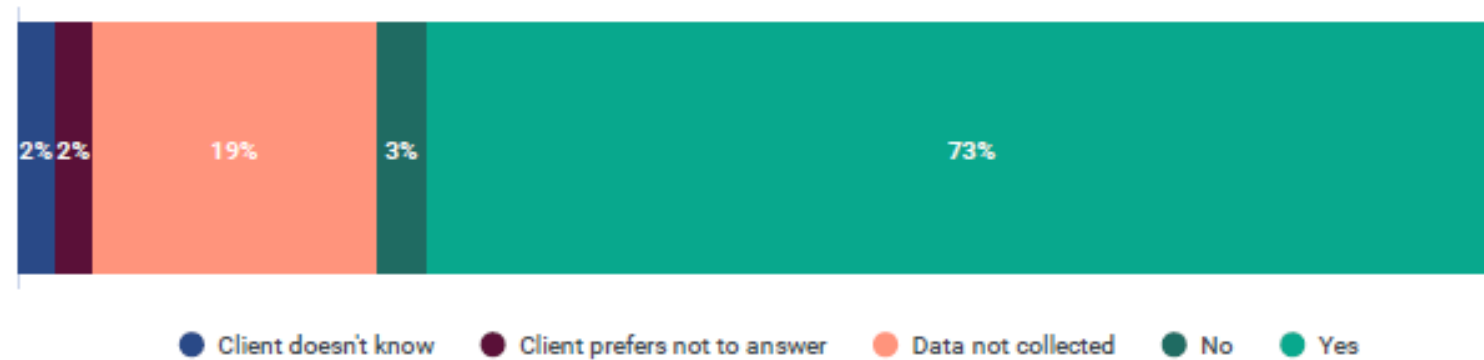
System Navigation – YHDP CQI Report



Safe Exit - Caseworker



Safe Exit - Client



LOCAL SHARE

Contact Information



Erika Olson

Homeless Systems Specialist

Wisconsin Balance of State CoC

Erika.olson@wibos.org

PO Box 272, Eau Claire, WI 54702

Phone: 414-309-7746

Website: www.wiboscoc.org